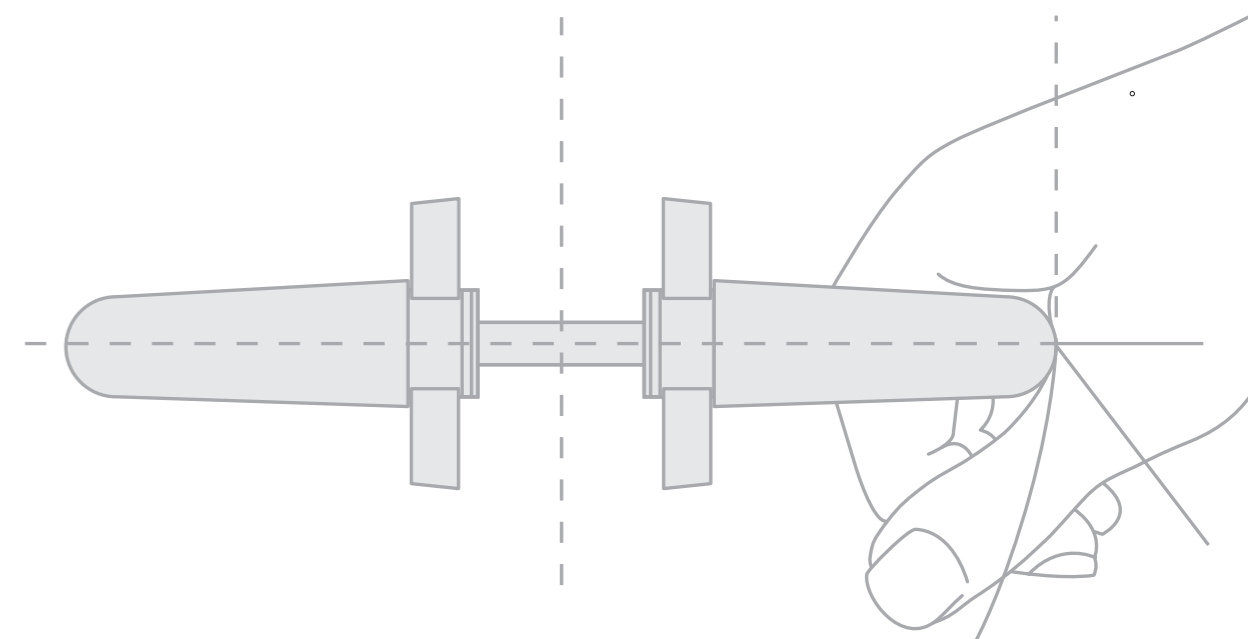


AMTHY

WORKING FOR THE METAL ARTWORK OF MODERN AND MINIMALISM

ACCESSORY



www.amthy.com

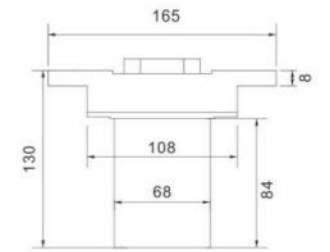
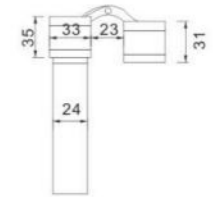


ZE-H57 三维可调合页

材质：锌合金
Material: Zinc alloy

适用范围：适用木质门、钢质门、铜质门、平开门、折叠门，不分左右
Scope of application: Applicable to wooden doors, steel doors, copper doors, flat doors, folding doors, no distinction between left and right

★ 2片合页最大承重: 60kg
★ 2 hinge maximum load: 60kg



可选表面处理

可选表面处理
● PVD ● HC ● AL ● DU

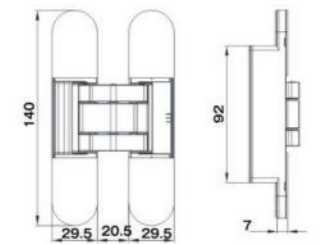


ZE-H32 三维可调十字暗铰链

材质：锌合金
Material: Zinc alloy

适用范围：适用木质门、钢质门、铜质门、平开门、折叠门，不分左右
Scope of application: Applicable to wooden doors, steel doors, copper doors, flat doors, folding doors, no distinction between left and right

★ 2片合页最大承重: 60kg
★ 2 hinge maximum load: 60kg



可选表面处理

可选表面处理
● PVD ● HC ● AL ● DU

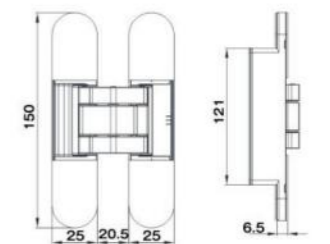


ZE-H50 三维可调十字暗铰链

材质：锌合金
Material: Zinc alloy

适用范围：适用木质门、钢质门、铜质门、平开门、折叠门，不分左右
Scope of application: Applicable to wooden doors, steel doors, copper doors, flat doors, folding doors, no distinction between left and right

★ 2片合页最大承重: 60kg
★ 2 hinge maximum load: 60kg



可选表面处理

可选表面处理
● HC ● AL ● DU

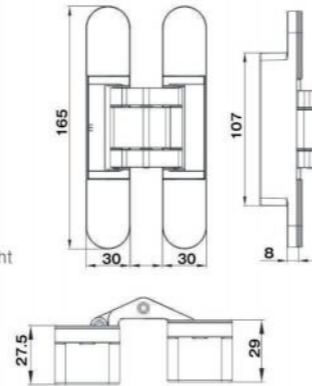




ZE-H33 三维可调十字暗铰链

材质：锌合金
Material: Zinc alloy

适用范围：适用木质门、钢质门、铜质门、平开门、不分左右
Scope of application: Applicable to wooden doors, steel doors, copper doors, open door, regardless of left and right



可选表面处理



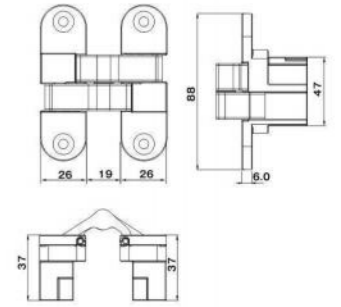
★ 2片合页最大承重 :80kg
★ 2 hinge maximum load: 80kg



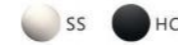
SE-H54 十字暗铰链

材质：304不锈钢
Material: 304stainless steel

适用范围：适用木质门、钢质门、铜质门、平开门、分左右
Scope of application: Applicable to wooden doors, steel doors, copper doors, flat doors, sub about



可选表面处理



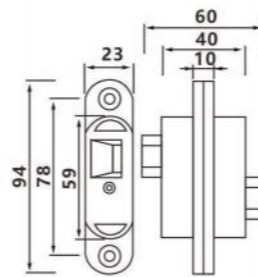
★ 2片合页最大承重 :80kg
★ 2 hinge maximum load: 80kg



ZE-H28 三维可调十字暗铰链

材质：锌合金
Material: Zinc alloy

适用范围：适用木质门、钢质门、铜质门、平开门、不分左右
Scope of application: Applicable to wooden doors, steel doors, copper doors, open door, regardless of left and right



可选表面处理



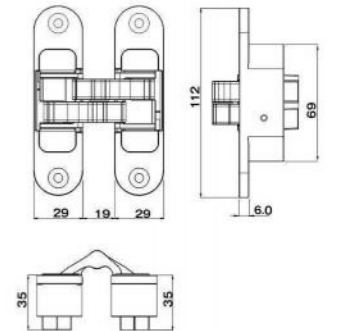
★ 2片合页最大承重 :60kg
★ 2 hinge maximum load: 60kg



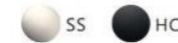
SE-H55 可调十字暗铰链

材质：锌合金，304不锈钢
Material: Zinc alloy, 304stainless steel

适用范围：适用木质门、钢质门、铜质门、平开门、折叠门、不分左右
Scope of application: Applicable to wooden doors, steel doors, copper doors, flat doors, folding doors, no distinction between left and right



可选表面处理



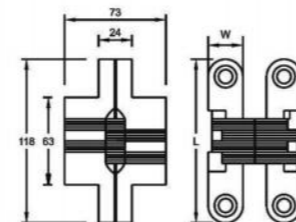
★ 2片合页最大承重 :100kg
★ 2 hinge maximum load: 100kg



ZE-H27 十字暗铰链

材质：锌合金
Material: Zinc alloy

适用范围：适用木质门、钢质门、铜质门、平开门、折叠门、不分左右
Scope of application: Applicable to wooden doors, steel doors, copper doors, flat doors, folding doors, no distinction between left and right



SE Model	A-75	A-85	A-45	A-25	A-15
W	34	25	19	16	13
L	140	117.5	95	70	45

可选表面处理



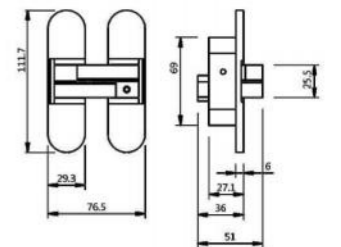
★ 2片合页最大承重 :60kg
★ 2 hinge maximum load: 60kg



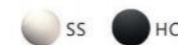
SE-H29 可调十字暗铰链

材质：304不锈钢
Material: 304stainless steel

适用范围：适用木质门、钢质门、铜质门、平开门、分左右
Scope of application: Applicable to wooden doors, steel doors, copper doors, flat doors, sub about



可选表面处理



★ 2片合页最大承重 :80kg
★ 2 hinge maximum load: 80kg



SE-H44 管井暗门合页

材质: 304不锈钢
Material: 304stainless steel

适用范围: 适用木质门、钢质门、平开门, 不分左右
Scope of application: applicable wooden door, steeldoor, flat door, part of the left and right

可选表面处理

- AB PVD

- ★ 3片合页最大承重: 30kg
- ★ 3 hinge maximum load: 30kg



SE-H72 暗铰链合页

材质: 304不锈钢
Material: 304stainless steel

适用范围: 适用木质门、钢质门、平开门, 不分左右
Scope of application: applicable wooden door, steeldoor, flat door, part of the left and right

可选表面处理

- SS PVD

- ★ 3片合页最大承重: 80kg
- ★ 3 hinge maximum load: 80kg



SE-H73 暗铰链合页

材质: 304不锈钢
Material: 304stainless steel

适用范围: 适用木质门、钢质门、平开门, 不分左右
Scope of application: applicable wooden door, steeldoor, flat door, part of the left and right

可选表面处理

- ★ 3片合页最大承重: 80kg
- ★ 3 hinge maximum load: 80kg

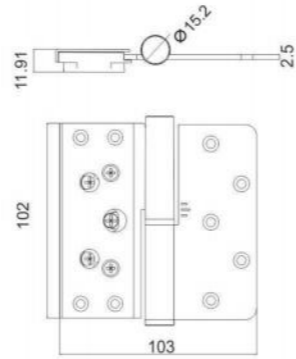




IE-H17 三维可调合页

材质：碳钢
Material：iron

适用范围：适用木质门、平开门，分左右
Scope of application: suitable for wooden door, flat door, sub - or so



MAL MHC SDU

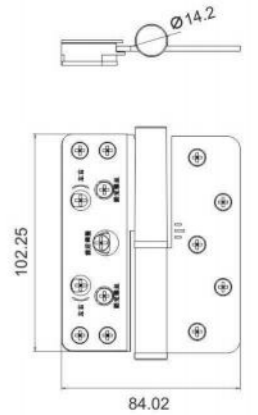
- ★ 4x4x2.5 配工程塑料垫板
- ★ 3片合页最大承重：60kg
- ★ 3 hinge maximum load:60kg



IE-H26 三维可调合页（不限门宽）

材质：碳钢
Material：iron

适用范围：适用木质门、平开门，分左右
Scope of application: suitable for wooden door, flat door, sub - or so



可选表面处理

MAL MHC SDU

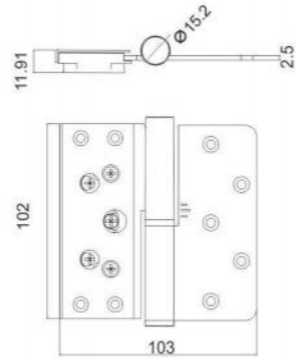
- ★ 4x3.5x2.5
- ★ 3片合页最大承重：60kg
- ★ 3 hinge maximum load:60kg



IE-H25 三维可调合页

材质：碳钢
Material：iron

适用范围：适用木质门、平开门，分左右
Scope of application: suitable for wooden door, flat door, sub - or so



MAL MHC SDU

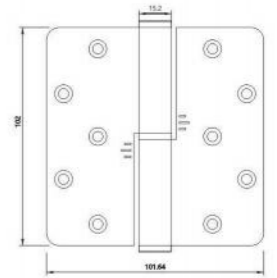
- ★ 4x4x2.5 配工程铝垫板
- ★ 3片合页最大承重：60kg
- ★ 3 hinge maximum load:60kg



IE-H18 一维脱卸合页

材质：碳钢
Material：iron

适用范围：适用木质门、平开门，分左右
Scope of application: suitable for wooden door, flat door, sub - or so



可选表面处理

MAL MHC SDU

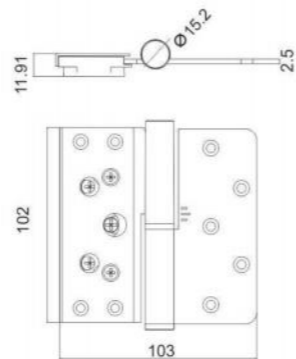
- ★ 4x4x2.5
- ★ 3片合页最大承重：45kg
- ★ 3 hinge maximum load: 45kg



IE-H16 三维可调合页

材质：碳钢
Material：iron

适用范围：适用木质门、平开门，分左右
Scope of application: suitable for wooden door, flat door, sub - or so



MAL MHC SDU

- ★ 4x4x2.5 配工程铝垫板
- ★ 3片合页最大承重：60kg
- ★ 3 hinge maximum load:60kg

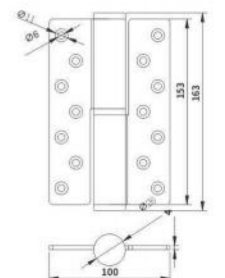
可选表面处理

SS HC

SE-H19 液压缓冲自闭合页

材质：304不锈钢
Material：304stainless steel

适用范围：适用木质门、钢质门、平开门，不分左右
Scope of application: applicable wooden door, steel door, flat door, part of the left and right

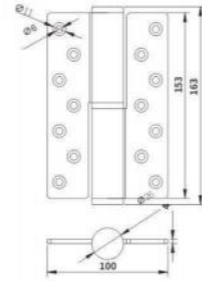


- ★ 6x4x3
- ★ 3片合页最大承重：70kg
- ★ 3 hinge maximum load:70kg

SE-H39 隐形门承重合页

材质: 304不锈钢
Material: 304stainless steel

适用范围: 适用木质门、钢质门、平开门, 不分左右
Scope of application: applicable wooden door, steel door, flat door, part of the left and right



可选表面处理

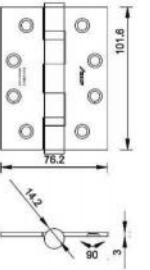


- ★ 6x4x3
- ★ 3片合页最大承重 :70kg
- ★ 3 hinge maximum load:70kg

SE-H01 平开合页

材质: 304不锈钢
Material: 304stainless steel

适用范围: 适用木质门、钢质门、平开门, 不分左右
Scope of application: applicable wooden door, steel door, flat door, part of the left and right



可选表面处理



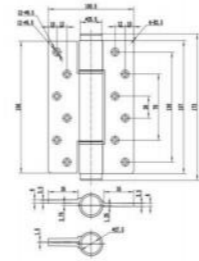
- ★ 4x3x3
- ★ 3片合页最大承重 :60kg
- ★ 3 hinge maximum load: 60kg



AE-H46 液压缓冲自闭合页

材质: 不锈钢
Material: Stainless steel

适用范围: 适用木质门、钢质门、平开门, 不分左右
Scope of application: applicable wooden door, steel door, flat door, part of the left and right



可选表面处理

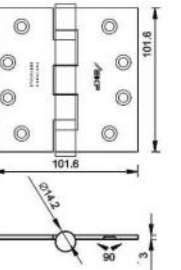


- ★ 5x4x3
- ★ 3片合页最大承重 :60kg
- ★ 3 hinge maximum load: 60kg

SE-H03 平开合页

材质: 304不锈钢
Material: 304stainless steel

适用范围: 适用木质门、钢质门、平开门, 不分左右
Scope of application: applicable wooden door, steel door, flat door, part of the left and right



可选表面处理



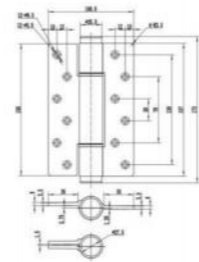
- ★ 4x4x3
- ★ 3片合页最大承重 :70kg
- ★ 3 hinge maximum load:70kg



AE-H47 隐形门承重合页

材质: 不锈钢
Material: Stainless steel

适用范围: 适用木质门、钢质门、平开门, 不分左右
Scope of application: applicable wooden door, steel door, flat door, part of the left and right



可选表面处理

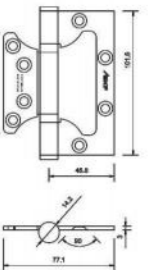


- ★ 5x4x3
- ★ 3片合页最大承重 :60kg
- ★ 3 hinge maximum load: 60kg

SE-H07 子母合页

材质: 不锈钢
Material: stainless steel

适用范围: 适用木质门、钢质门、平开门, 不分左右
Scope of application: applicable wooden door, steel door, flat door, part of the left and right



可选表面处理



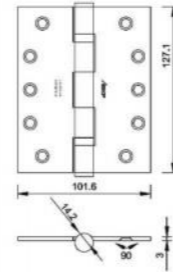
- ★ 4x3x3
- ★ 3片合页最大承重 :45kg
- ★ 3 hinge maximum load: 45kg



SE-H04 平开合页

材质: 304不锈钢
Material: 304stainless steel

适用范围: 适用木质门、钢质门、平开门、防盗门, 防火门
Scope of application: Suitable for wooden door, steeldoor, door, securitydoor, fire door



可选表面处理



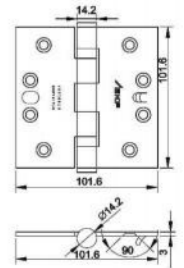
- ★ 5x4x3
- ★ 3片合页最大承重: 80kg
- ★ 3 hinge maximum load: 80kg



BE-H21

材质: 环保铜
Material: environmental protection copper

适用范围: 适用木质门、平开门, 不分左右
Scope of application: Apply to woodiness door, level open the door, do not divide left and right sides



可选表面处理



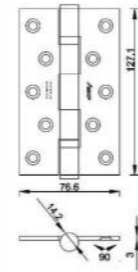
- ★ 4x3.5x3.5
- ★ 3片合页最大承重: 80kg
- ★ 3 hinge maximum load: 80kg



SE-H05 平开合页

材质: 304不锈钢
Material: 304stainless steel

适用范围: 适用木质门、钢质门、平开门、防盗门, 防火门
Scope of application: Suitable for wooden door, steeldoor, door, securitydoor, fire door



可选表面处理



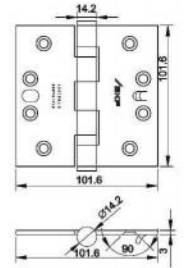
- ★ 5x3x3
- ★ 3片合页最大承重: 80kg
- ★ 3 hinge maximum load: 80kg



BE-H23

材质: 环保铜
Material: environmental protection copper

适用范围: 适用木质门、平开门, 不分左右
Scope of application: Apply to woodiness door, level open the door, do not divide left and right sides



可选表面处理



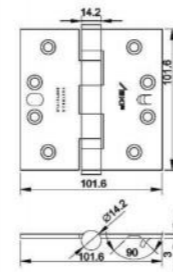
- ★ 5x3.5x3.5
- ★ 3片合页最大承重: 80kg
- ★ 3 hinge maximum load: 80kg



SE-H06 防盗合页

材质: 304不锈钢
Material: 304stainless steel

适用范围: 适用木质门、钢质门、平开门、防盗门, 防火门
Scope of application: Suitable for wooden door, steeldoor, door, securitydoor, fire door



可选表面处理



- ★ 4x4x3
- ★ 3片合页最大承重: 80kg
- ★ 3 hinge maximum load: 80kg

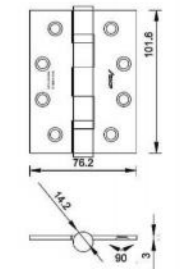
可选表面处理



BE-H13

材质: 环保铜
Material: environmental protection copper

适用范围: 适用木质门、平开门, 不分左右
Scope of application: Apply to woodiness door, level open the door, do not divide left and right sides



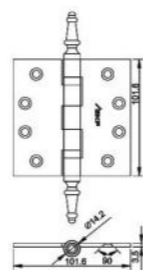
- ★ 4x3x3.5
- ★ 3片合页最大承重: 60kg
- ★ 3 hinge maximum load: 60kg



BE-H15

材质：环保铜
Material : environmental protection copper

适用范围：适用木质门、平开门，不分左右
Scope of application: Apply to woodiness door,
level open the door, do not divide left and right sides



可选表面处理



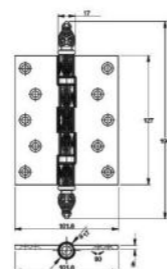
- ★ 4x4x3.5
- ★ 3片合页最大承重 :70kg
- ★ 3 hinge maximum load: 70kg



BE-H09

材质：环保铜
Material : environmental protection copper

适用范围：适用木质门、平开门，不分左右
Scope of application: Apply to woodiness door,
level open the door, do not divide left and right sides



可选表面处理



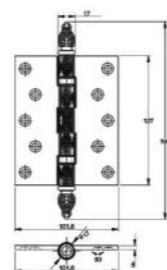
- ★ 4x3x3.5/4x3.5x3.5
- ★ 3片合页最大承重 :100kg
- ★ 3 hinge maximum load: 100kg



BE-H11

材质：环保铜
Material : environmental protection copper

适用范围：适用木质门、平开门，不分左右
Scope of application: Apply to woodiness door,
level open the door, do not divide left and right sides



可选表面处理



- ★ 5x4x4
- ★ 3片合页最大承重 :100kg
- ★ 3 hinge maximum load: 100kg

Mute Door Stop 静音门吸

1. 无磁铁，避免了磁铁使用中的破裂；
2. 可以根据实际的力量调节门吸力度；
3. 在开门关门时达到静音效果，更加人性化；
(与静音锁体配合使用效果更佳)
4. 可使用15万次以上。

1. no magnets, avoid the breakdown in the use of magnets;
2. according to the actual strength of the adjusting force of the door;
3. in the opening and closing a door to mute effect, more humane;
(with better results and mute lock)
4. Can be used more than 15 million times



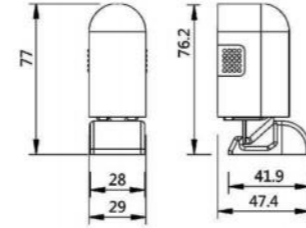


PE-DS27 无磁力可调静音门吸

材质: 锌合金、塑料
Material: zinc alloy, plastic

安装方式: 地装
Installation: ground mounted

适用范围: 适用木门、钢制门
Scope of application: applicable wooden door, steel door



可选表面处理

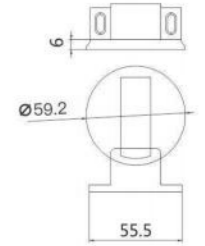


ZE-DS1504 地吸

材质: 锌合金
Material: zinc alloy

安装方式: 地装
Installation: ground mounted

适用范围: 适用木门、钢制门
Scope of application: applicable wooden door, steel door



可选表面处理

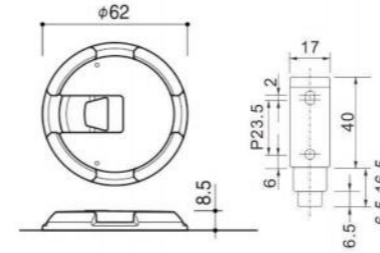


ZE-DS1509 无磁力防风门吸

材质: 锌合金
Material: zinc alloy

安装方式: 地装
Installation: ground mounted

适用范围: 适用木门、钢制门
Scope of application: applicable wooden door, steel door



可选表面处理

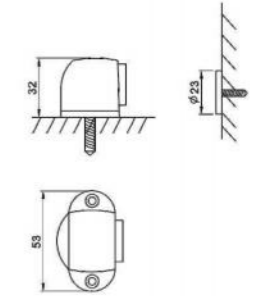


ZE-DS8007 地吸

材质: 锌合金
Material: zinc alloy

安装方式: 地装
Installation: ground mounted

适用范围: 适用木门、钢制门
Scope of application: applicable wooden door, steel door



可选表面处理

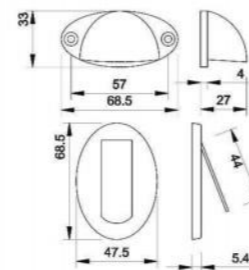


ZE-DS1508 地吸

材质: 锌合金
Material: zinc alloy

安装方式: 地装
Installation: ground mounted

适用范围: 适用木门、钢制门
Scope of application: applicable wooden door, steel door



可选表面处理

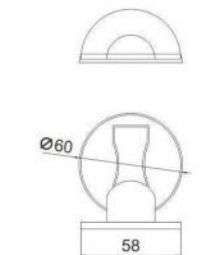


SE-DS1506 地吸

材质: 不锈钢
Material: stainless steel

安装方式: 地装
Installation: ground mounted

适用范围: 适用木门、钢制门
Scope of application: applicable wooden door, steel door



可选表面处理

