

# AMTHY

<https://amthy.com>



MINIMALIST  
A N D  
EXTRAORDINARY



# Model: JZ-4585-MH

## 技术参数

- 1.中心距: 85mm 边距: 45mm
- 2.锁壳: 电解亚铂镀锌钢板SECC, 材料: 1.5mm
- 3.斜舌: 铜梅花
- 4.方舌: 不锈钢包铁 (耐久性: 50000测试周期)
- 5.面板: SS201, 尺寸240\*22\*3mm, 厚度3mm
- 6.拨座: 锌合金 孔尺寸: 8\*8mm
- 7.表面处理: AB/AC/PB/PSS/SB/SSS
- 8.性能符合GB-201556-2008
- 9.锁芯孔: 欧标33.5\*16.9mm

## Technical Parameters

1. Center distance: 85mm Margin: 45mm
2. Locking case: Electrolytic lead-lead galvanized steel sheet SECC, Material: 1.5mm
3. Oblique tongue: Copper plum
4. Square tongue: Stainless steel iron (durability: 50000 test cycle)
5. Panel: SS201, size 240\*22\*3mm, thickness 3mm
6. Dial: Zinc alloy Hole size: 8\*8mm
7. Surface treatment: AB/AC/PB/PSS/SB/SSS
8. Performance is in line with GB-201556-2008
9. Lock core hole: European standard 33.5\*16.9mm



# Model: JZ-3085-X

## 技术参数

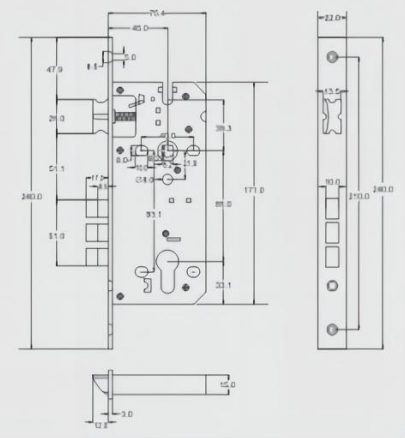
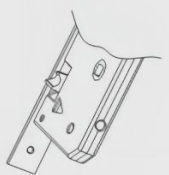
- 1.中心距: 85mm 边距: 30mm
- 2.锁壳: 电解亚铂镀锌钢板SECC, 材料: 1.5mm
- 3.斜舌: 锌合金
- 4.方舌: 不锈钢包铁 (耐久性: 50000测试周期)
- 5.面板: SS201, 尺寸240\*22\*3mm, 厚度3mm
- 6.拨座: 锌合金 孔尺寸: 8\*8mm
- 7.表面处理: AB/AC/PB/PSS/SB/SSS
- 8.性能符合GB-201556-2008
- 9.锁芯孔: 欧标33.5\*16.9mm

## Technical Parameters

1. Center distance: 85mm Margin: 30mm
2. Locking case: Electrolytic lead-lead galvanized steel sheet SECC, Material: 1.5mm
3. Oblique tongue: zinc alloy
4. Square tongue: Stainless steel iron (durability: 50000 test cycle)
5. Panel: SS201, size 240\*22\*3mm, thickness 3mm
6. Dial: Zinc alloy Hole size: 8\*8mm
7. Surface treatment: AB/AC/PB/PSS/SB/SSS
8. Performance is in line with GB-201556-2008
9. Lock core hole: European standard 33.5\*16.9mm

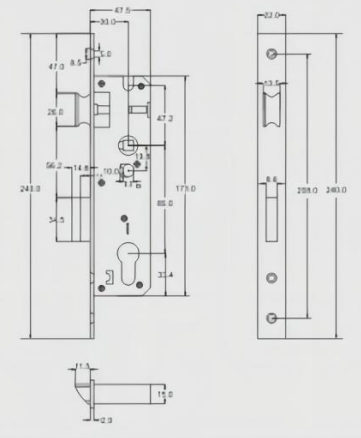
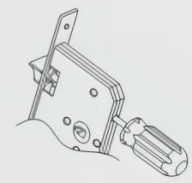
说明: 该产品为双舌精芯锁体; 适用于转动门锁, 如木门、钢门等;  
采用标准欧式葫芦锁头; 斜舌具有换向功能。

### 换向示意图 Reversing Diagram



说明: 该产品为双舌精芯锁体; 适用于转动门锁, 如木门、钢门等;  
采用标准欧式葫芦锁头; 斜舌具有换向功能。

### 换向示意图 Reversing Diagram





# Model: JZ-3585-X

### 技术参数

- 1.中心距: 85mm 边距: 35mm
- 2.锁壳: 电解亚铂镀锌钢板SECC, 材料: 1.5mm
- 3.斜舌: 锌合金
- 4.方舌: 不锈钢包铁 (耐久性: 50000测试周期)
- 5.面板: SS201, 尺寸240\*22\*3mm, 厚度3mm
- 6.拨座: 锌合金 孔尺寸: 8\*8mm
- 7.表面处理: AB/AC/PB/PSS/SB/SSS
- 8.性能符合GB-201556-2008
- 9.锁芯孔: 欧标33.5\*16.9mm

### Technical Parameters

1. Center distance: 85mm Margin: 35mm
2. Locking case: Electrolytic lead-lead galvanized steel sheet SECC, Material: 1.5mm
3. Oblique tongue: zinc alloy
4. Square tongue: Stainless steel iron (durability: 50000 test cycle)
5. Panel: SS201, size 240\*22\*3mm, thickness 3mm
6. Dial: Zinc alloy Hole size: 8\*8mm
7. Surface treatment: AB/AC/PB/PSS/SB/SSS
8. Performance is in line with GB-201556-2008
9. Lock core hole: European standard 33.5\*16.9mm
9. Lock core hole: European standard 33.5\*16.9mm



# Model: JZ-4085-X

### 技术参数

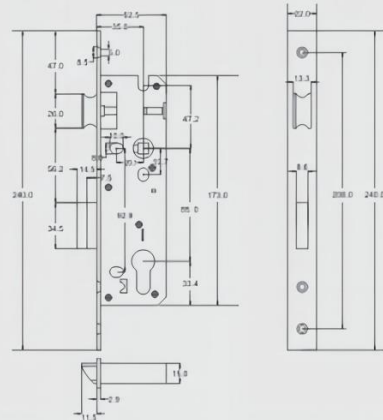
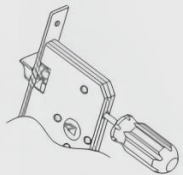
- 1.中心距: 85mm 边距: 40mm
- 2.锁壳: 电解亚铂镀锌钢板SECC, 材料: 1.5mm
- 3.斜舌: 锌合金
- 4.方舌: 不锈钢包铁 (耐久性: 50000测试周期)
- 5.面板: SS201, 尺寸240\*22\*3mm, 厚度3mm
- 6.拨座: 锌合金 孔尺寸: 8\*8mm
- 7.表面处理: AB/AC/PB/PSS/SB/SSS
- 8.性能符合GB-201556-2008
- 9.锁芯孔: 欧标33.5\*16.9mm

### Technical Parameters

1. Center distance: 85mm Margin: 40mm
2. Locking case: Electrolytic lead-lead galvanized steel sheet SECC, Material: 1.5mm
3. Oblique tongue: zinc alloy
4. Square tongue: Stainless steel iron (durability: 50000 test cycle)
5. Panel: SS201, size 240\*22\*3mm, thickness 3mm
6. Dial: Zinc alloy Hole size: 8\*8mm
7. Surface treatment: AB/AC/PB/PSS/SB/SSS
8. Performance is in line with GB-201556-2008
9. Lock core hole: European standard 33.5\*16.9mm
9. Lock core hole: European standard 33.5\*16.9mm

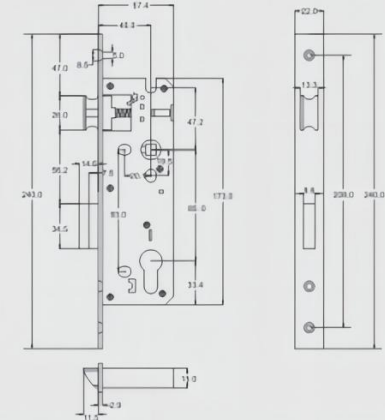
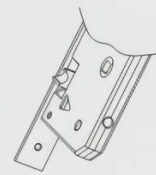
说明: 该产品为双舌精芯锁体; 适用于转动门锁, 如木门、钢门等;  
采用标准欧式霸王锁头; 斜舌具有换向功能。

### 换向示意图 Reversing Diagram



说明: 该产品为双舌精芯锁体; 适用于转动门锁, 如木门、钢门等;  
采用标准欧式霸王锁头; 斜舌具有换向功能。

### 换向示意图 Reversing Diagram





# Model: JZ-4585-X

### 技术参数

- 1.中心距：85mm 边距：45mm
- 2.锁壳：电解亚铂镀锌钢板SECC，材料：1.5mm
- 3.斜舌：锌合金
- 4.方舌：不锈钢包铁（耐久性：50000测试周期）
- 5.面板：SS201，尺寸240\*22\*3mm，厚度3mm
- 6.拨座：锌合金 孔尺寸：8\*8mm
- 7.表面处理：AB/AC/PB/PSS/SB/SSS
- 8.性能符合GB-201556-2008
- 9.锁芯孔：欧标33.5\*16.9mm

### Technical Parameters

- 1. Center distance: 85mm Margin: 60mm
- 2. Locking case: Electrolytic lead-lead galvanized steel sheet SECC, Material: 1.5mm
- 3. Oblique tongue: zinc alloy
- 4. Square tongue: Stainless steel iron (durability: 50000 test cycle)
- 5. Panel: SS201, size 240\*22\*3mm, thickness 3mm
- 6. Dial: Zinc alloy Hole size: 8\*8mm
- 7. Surface treatment: AB/AC/PB/PSS/SB/SSS
- 8. Performance is in line with GB-201556-2008
- 9. Lock core hole: European standard 33.5\*16.9mm
- 9. Lock core hole: European standard 33.5\*16.9mm



# Model: JZ-5085-X

### 技术参数

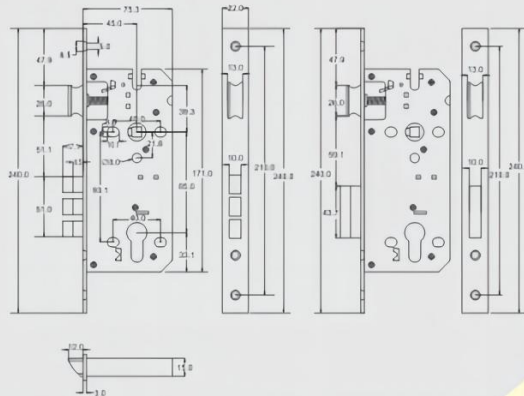
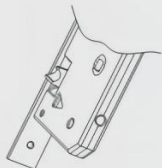
- 1.中心距：85mm 边距：50mm
- 2.锁壳：电解亚铂镀锌钢板SECC，材料：1.5mm
- 3.斜舌：锌合金
- 4.方舌：不锈钢包铁（耐久性：50000测试周期）
- 5.面板：SS201，尺寸240\*22\*3mm，厚度3mm
- 6.拨座：锌合金 孔尺寸：8\*8mm
- 7.表面处理：AB/AC/PB/PSS/SB/SSS
- 8.性能符合GB-201556-2008
- 9.锁芯孔：欧标33.5\*16.9mm

### Technical Parameters

- 1. Center distance: 85mm Margin: 50mm
- 2. Locking case: Electrolytic lead-lead galvanized steel sheet SECC, Material: 1.5mm
- 3. Oblique tongue: zinc alloy
- 4. Square tongue: Stainless steel iron (durability: 50000 test cycle)
- 5. Panel: SS201, size 240\*22\*3mm, thickness 3mm
- 6. Dial: Zinc alloy Hole size: 8\*8mm
- 7. Surface treatment: AB/AC/PB/PSS/SB/SSS
- 8. Performance is in line with GB-201556-2008
- 9. Lock core hole: European standard 33.5\*16.9mm
- 9. Lock core hole: European standard 33.5\*16.9mm

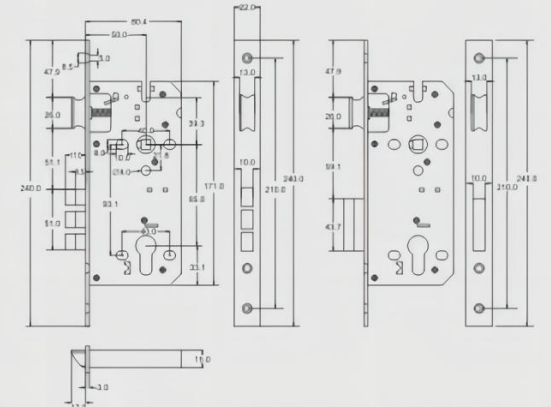
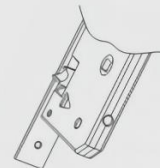
说明：该产品为双舌精芯锁体；适用于转动门锁，如木门、钢门等；  
采用标有欧式锁芯锁头；斜舌具有换向功能。

### 换向示意图 Reversing Diagram



说明：该产品为双舌精芯锁体；适用于转动门锁，如木门、钢门等；  
采用标有欧式锁芯锁头；斜舌具有换向功能。

### 换向示意图 Reversing Diagram





# Model: JZ-4585-G

### 技术参数

- 1.中心距: 85mm 边距: 45mm
- 2.锁壳: 电解亚铅镀锌钢板SECC, 材料: 1.5mm
- 3.方舌 (型材): SS304不锈钢(耐久性: 50000测试周期)
- 4.斜舌 (精铸): SS304不锈钢(耐久性: 200000测试周期, 120N侧压力)
- 5.面板: SS304, 尺寸240\*22\*3mm, 厚度3mm
- 6.拨座 (精铸): SS304孔尺寸: 8\*8mm
- 7.表面处理: AB/AC/PB/PSS/SB/SSS
- 8.性能符合欧标EN12209, 尺寸符合欧洲标准EN18251
- 9.锁芯孔: 欧标33.5\*16.9mm

### Technical Parameters

1. Center distance: 85mm Margin: 45mm
2. Locking case: Electrolytic lead-lead galvanized steel sheet SECC, Material: 1.5mm
3. Square tongue (profile): SS304 stainless steel (durability: 50000 test cycle)
4. Oblique tongue (precision casting): SS304 stainless steel (durability: 200000 test cycle, 120N side pressure)
5. Panel: SS304, size 240\*22\*3mm, thickness 3mm
6. Dial (fine casting): SS304 Hole size: 8 \* 8mm
7. Surface treatment: AB/AC/PB/PSS/SB/SSS
8. The performance meets the European standard EN12209, and the size conforms to the European standard EN18251.
9. Lock core hole: European standard 33.5\*16.9mm



# Model: JZ-5085-G JZ-6085-G

### 技术参数

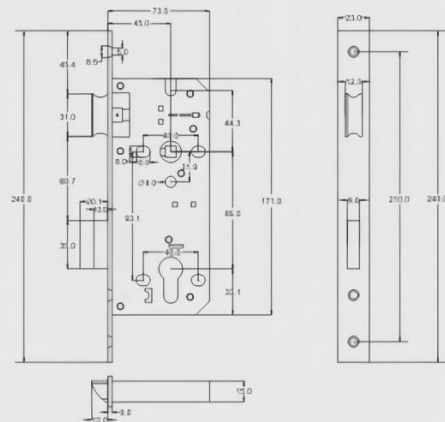
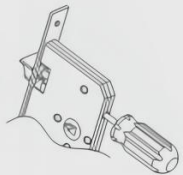
- 1.中心距: 85mm 边距: 50, 60mm
- 2.锁壳: 电解亚铅镀锌钢板SECC, 材料: 1.5mm
- 3.方舌 (型材): SS304不锈钢(耐久性: 50000测试周期)
- 4.斜舌 (精铸): SS304不锈钢(耐久性: 200000测试周期, 120N侧压力)
- 5.面板: SS304, 尺寸240\*22\*3mm, 厚度3mm
- 6.拨座 (精铸): SS304孔尺寸: 8\*8mm
- 7.表面处理: AB/AC/PB/PSS/SB/SSS
- 8.性能符合欧标EN12209, 尺寸符合欧洲标准EN18251
- 9.锁芯孔: 欧标33.5\*16.9mm

### Technical Parameters

1. Center distance: 85mm Margin: 50, 60mm
2. Locking case: Electrolytic lead-lead galvanized steel sheet SECC, Material: 1.5mm
3. Square tongue (profile): SS304 stainless steel (durability: 50000 test cycle)
4. Oblique tongue (precision casting): SS304 stainless steel (durability: 200000 test cycle, 120N side pressure)
5. Panel: SS304, size 240\*22\*3mm, thickness 3mm
6. Dial (fine casting): SS304 Hole size: 8 \* 8mm
7. Surface treatment: AB/AC/PB/PSS/SB/SSS
8. The performance meets the European standard EN12209, and the size conforms to the European standard EN18251.
9. Lock core hole: European standard 33.5\*16.9mm

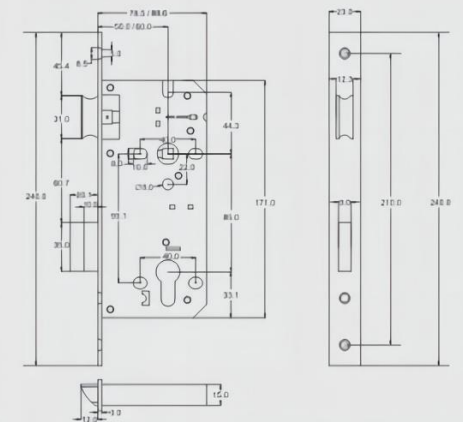
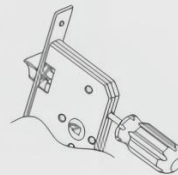
说明: 该产品为双舌精铸锁体; 适用于转动门锁, 如木门、铜门等;  
采用标准欧式霸王锁头; 斜舌具有换向功能。

### 换向示意图 Reversing Diagram



说明: 该产品为双舌精铸锁体; 适用于转动门锁, 如木门、铜门等;  
采用标准欧式霸王锁头; 斜舌具有换向功能。

### 换向示意图 Reversing Diagram





# Model: JZ-5578-G

## 技术参数

- 1.中心距: 78mm 边距: 55mm
- 2.锁壳: 电解亚铅镀锌钢板SECC, 材料: 1.5mm
- 3.方舌 (型材): SS304不锈钢(耐久性: 50000测试周期)
- 4.斜舌 (精铸): SS304不锈钢(耐久性: 200000测试周期, 120N侧压力)
- 5.面板: SS304 · 尺寸235\*22\*3mm, 厚度3mm
- 6.拨座 (精铸): SS304孔尺寸: 8\*8mm
- 7.表面处理: AB/AC/PB/PSS/SB/SSS
- 8.性能符合欧标EN12209, 尺寸符合欧洲标准DN18251
- 9.锁芯孔: 欧标33.5\*16.9mm

## Technical Parameters

1. Center distance: 78mm Margin: 55mm
2. Locking case: Electrolytic lead-lead galvanized steel sheet SECC, Material: 1.5mm
3. Square tongue (profile): SS304 stainless steel (durability: 50000 test cycle)
4. Oblique tongue (precision casting): SS304 stainless steel (durability: 200000 test cycle, 120N side pressure)
5. Panel: SS304, size 235\*22\*3mm, thickness 3mm
6. Dial (fine casting): S3304 Hole size: 8 \* 8mm
7. Surface treatment: AB/AC/PB/PSS/SB/SSS
8. The performance meets the European standard EN12209, and the size conforms to the European standard DN18251.
9. Lock core hole: European standard 33.5\*16.9mm



# Model: JZ-5572-D

## 技术参数

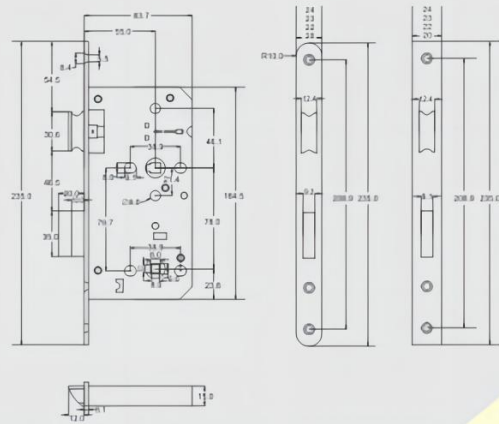
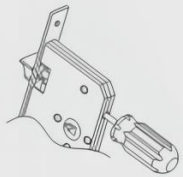
- 1.中心距: 72mm 边距: 55mm
- 2.锁壳: 电解亚铅镀锌钢板SECC, 材料: 1.5mm
- 3.方舌 (型材): SS304不锈钢(耐久性: 50000测试周期)
- 4.面板: SS304 · 尺寸235\*22\*3mm, 厚度3mm
- 5.表面处理: AB/AC/PB/PSS/SB/SSS
- 6.性能符合欧标EN12209, 尺寸符合欧洲标准DN18251
- 7.锁芯孔: 欧标33.5\*16.9mm

## Technical Parameters

1. Center distance: 72mm Margin: 55mm
2. Locking case: Electrolytic lead-lead galvanized steel sheet SECC, Material: 1.5mm
3. Square tongue (profile): SS304 stainless steel (durability: 50000 test cycle)
4. Panel: SS304, size 235\*22\*3mm, thickness 3mm
5. Surface treatment: AB/AC/PB/PSS/SB/SSS
6. The performance meets the European standard EN12209, and the size conforms to the European standard DN18251.
7. Lock core hole: European standard 33.5\*16.9mm

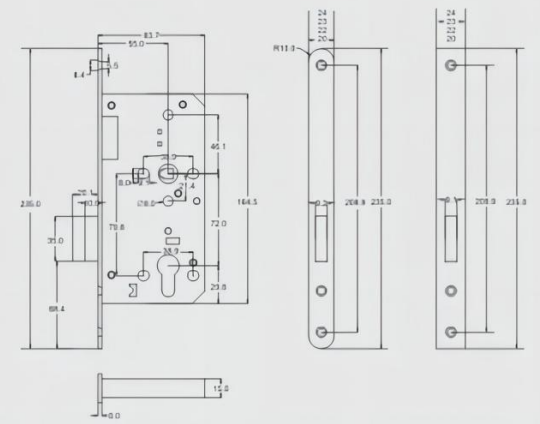
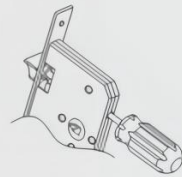
说明: 该产品为双舌精铸锁体; 适用于转动门锁, 如木门、钢门等;  
采用标准欧式霸王锁头; 斜舌具有换向功能。

### 换向示意图 Reversing Diagram



说明: 该产品为双舌精铸锁体; 适用于转动门锁, 如木门、钢门等;  
采用标准欧式霸王锁头; 斜舌具有换向功能。

### 换向示意图 Reversing Diagram





# Model: JZ-5572-L

### 技术参数

- 1.中心距: 72mm 边距: 55mm
- 2.锁壳: 电解亚铅镀锌钢板SECC, 材料: 1.5mm
- 3.斜舌 (精铸): SS304不锈钢(耐久性: 200000测试周期, 120N侧压力)
- 4.面板: SS304 · 尺寸235\*22\*3mm, 厚度3mm
- 5.拨座 (精铸): SS304孔尺寸: 8\*8mm
- 6.表面处理: AB/AC/PB/PSS/SB/SSS
- 7.性能符合欧标EN12209, 尺寸符合欧洲标准DN18251
- 8.锁芯孔: 欧标33.5\*16.9mm

### Technical Parameters

1. Center distance: 72mm Margin: 55mm
2. Locking case: Electrolytic lead-lead galvanized steel sheet SECC, Material: 1.5mm
3. Oblique tongue (precision casting): SS304 stainless steel (durability: 200000 test cycle, 120N side pressure)
4. Panel: SS304, size 235\*22\*3mm, thickness 3mm
5. Dial (fine casting): SS304 Hole size: 8\*8mm
6. Surface treatment: AB/AC/PB/PSS/SB/SSS
7. The performance meets the European standard EN12209, and the size conforms to the European standard DN18251.
8. Lock core hole: European standard 33.5\*16.9mm



# Model: JZ-5072-G JZ-4572-G

### 技术参数

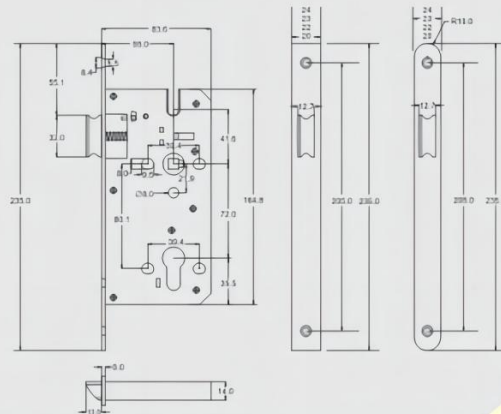
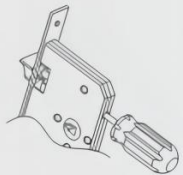
- 1.中心距: 72mm 边距: 50, 45mm
- 2.锁壳: 电解亚铅镀锌钢板SECC, 材料: 1.5mm
- 3.方舌 (型材): SS304不锈钢(耐久性: 50000测试周期)
- 4.斜舌 (精铸): SS304不锈钢(耐久性: 200000测试周期, 120N侧压力)
- 5.面板: SS304 · 尺寸235\*22\*3mm, 厚度3mm
- 6.拨座 (精铸): SS304孔尺寸: 8\*8mm
- 7.表面处理: AB/AC/PB/PSS/SB/SSS
- 8.性能符合欧标EN12209, 尺寸符合欧洲标准DN18251
- 9.锁芯孔: 欧标33.5\*16.9mm

### Technical Parameters

1. Center distance: 72mm Margin: 50, 45mm
2. Locking case: Electrolytic lead-lead galvanized steel sheet SECC, Material: 1.5mm
3. Square tongue (profile): SS304 stainless steel (durability: 50000 test cycle)
4. Oblique tongue (precision casting): SS304 stainless steel (durability: 200000 test cycle, 120N side pressure)
5. Panel: SS304, size 235\*22\*3mm, thickness 3mm
6. Dial (fine casting): SS304 Hole size: 8\*8mm
7. Surface treatment: AB/AC/PB/PSS/SB/SSS
8. The performance meets the European standard EN12209, and the size conforms to the European standard DN18251.
9. Lock core hole: European standard 33.5\*16.9mm

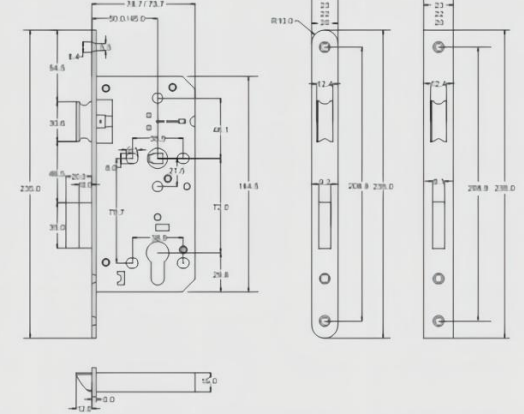
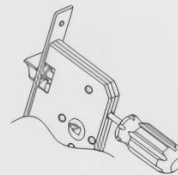
说明: 该产品为双舌精铸斜体; 适用于转动门锁, 如木门、钢门等;  
采用标准欧式霸王锁头; 斜舌具有换向功能。

### 换向示意图 Reversing Diagram



说明: 该产品为双舌精铸斜体; 适用于转动门锁, 如木门、钢门等;  
采用标准欧式霸王锁头; 斜舌具有换向功能。

### 换向示意图 Reversing Diagram





## Model: JZ-6085-X

### 技术参数

- 1.中心距: 85mm 边距: 60mm
- 2.锁壳: 电解亚铂镀锌钢板SECC, 材料: 1.5mm
- 3.斜舌: 锌合金
- 4.方舌: 不锈钢包铁 (耐久性: 50000测试周期)
- 5.面板: SS201, 尺寸240\*22\*3mm, 厚度3mm
- 6.拨座: 锌合金 孔尺寸: 8\*8mm
- 7.表面处理: AB/AC/PB/PSS/SB/SSS
- 8.性能符合GB-201556-2008
- 9.锁芯孔: 欧标33.5\*16.9mm

### Technical Parameters

1. Center distance: 85mm Margin: 60mm
2. Locking case: Electrolytic lead-lead galvanized steel sheet SECC, Material: 1.5mm
3. Oblique tongue: zinc alloy
4. Square tongue: Stainless steel Iron (durability: 50000 test cycle)
5. Panel: SS201, size 240\*22\*3mm, thickness 3mm
6. Dial: Zinc alloy Hole size: 8\*8mm
7. Surface treatment: AB/AC/PB/PSS/SB/SSS
8. Performance is in line with GB-201556-2008
9. Lock core hole: European standard 33.5\*16.9mm
9. Lock core hole: European standard 33.5\*16.9mm



## Model: JZ-5572-PZ

### 技术参数

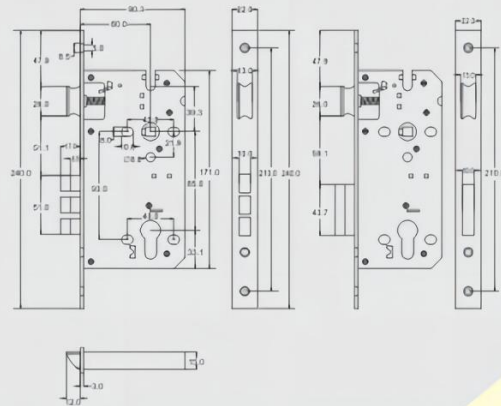
- 1.中心距: 72mm 边距: 55mm
- 2.锁壳: 电解亚铂镀锌钢板SECC, 材料: 1.5mm
- 3.方舌 (型材): SS304不锈钢(耐久性: 50000测试周期)
- 4.斜舌: 铜
- 5.面板: SS304, 尺寸235\*22\*3mm, 厚度3mm
- 6.拨座 (精铸): SS304孔尺寸: 8\*8mm
- 7.表面处理: AB/AC/PB/PSS/SB/SSS
- 8.性能符合欧标EN12209, 尺寸符合欧洲标准DN18251
- 9.锁芯孔: 欧标33.5\*16.9mm

### Technical Parameters

1. Center distance: 72mm Margin: 55mm
2. Locking case: Electrolytic lead-lead galvanized steel sheet SECC, Material: 1.5mm
3. Square tongue (profile): SS304 stainless steel (durability: 50000 test cycle)
4. Oblique tongue: brass
5. Panel: SS304, size 235\*22\*3mm, thickness 3mm
6. Dial (fine casting): SS304 hole size: 8\*8mm
7. Surface treatment: AB/AC/PB/PSS/SB/SSS
8. The performance meets the European standard EN12209, and the size conforms to the European standard DN18251.
9. Lock core hole: European standard 33.5\*16.9mm

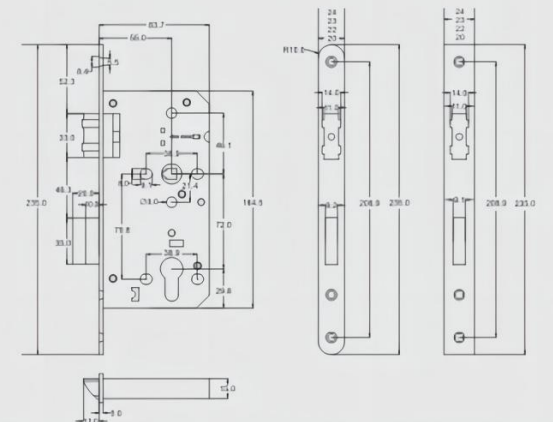
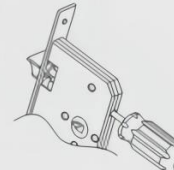
说明: 该产品为双舌精芯锁体; 适用于转动门锁, 如木门、钢门等;  
采用标准欧式霸王锁头; 斜舌具有换向功能。

### 换向示意图 Reversing Diagram



说明: 该产品为双舌精芯锁体; 适用于转动门锁, 如木门、钢门等;  
采用标准欧式霸王锁头; 斜舌具有换向功能。

### 换向示意图 Reversing Diagram







# Model: JZ-5572-G

### 技术参数

- 1.中心距: 72mm 边距: 55mm
- 2.锁壳: 电解亚铅镀锌钢板SECC, 材料: 1.5mm
- 3.方舌 (型材): SS304不锈钢(耐久性: 50000测试周期)
- 4.斜舌 (精铸): SS304不锈钢(耐久性: 200000测试周期, 120N侧压力)
- 5.面板: SS304, 尺寸235\*22\*3mm, 厚度3mm
- 6.拨座 (精铸): SS304孔尺寸: 8\*8mm
- 7.表面处理: AB/AC/PB/PSS/SB/SSS
- 8.性能符合欧标EN12209, 尺寸符合欧洲标准DN18251
- 9.锁芯孔: 欧标33.5\*16.9mm

### Technical Parameters

1. Center distance: 72mm Margin: 55mm
2. Locking case: Electrolytic lead-lead galvanized steel sheet SECC, Material: 1.5mm
3. Square tongue (profile): SS304 stainless steel (durability: 50000 test cycle)
4. Oblique tongue (precision casting): SS304 stainless steel (durability: 200000 test cycle, 120N side pressure)
5. Panel: SS304, size 235\*22\*3mm, thickness 3mm
6. Dial (fine casting): SS304 Hole size: 8 \* 8mm
7. Surface treatment: AB/AC/PB/PSS/SB/SSS
8. The performance meets the European standard EN12209, and the size conforms to the European standard Dn18251.
9. Lock core hole: European standard 33.5\*16.9mm



# Model: JZ-6072-G

### 技术参数

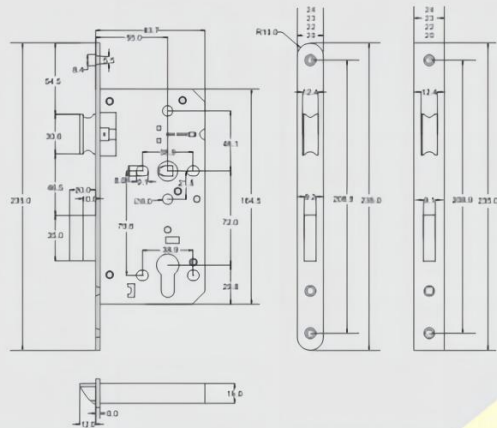
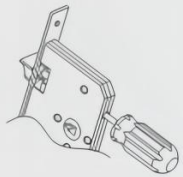
- 1.中心距: 72mm 边距: 60mm
- 2.锁壳: 电解亚铅镀锌钢板SECC, 材料: 1.5mm
- 3.方舌 (型材): SS304不锈钢(耐久性: 50000测试周期)
- 4.斜舌 (精铸): SS304不锈钢(耐久性: 200000测试周期, 120N侧压力)
- 5.面板: SS304, 尺寸235\*22\*3mm, 厚度3mm
- 6.拨座 (精铸): SS304孔尺寸: 8\*8mm
- 7.表面处理: AB/AC/PB/PSS/SB/SSS
- 8.性能符合欧标EN12209, 尺寸符合欧洲标准DN18251
- 9.锁芯孔: 欧标33.5\*16.9mm

### Technical Parameters

1. Center distance: 72mm Margin: 60mm
2. Locking case: Electrolytic lead-lead galvanized steel sheet SECC, Material: 1.5mm
3. Square tongue (profile): SS304 stainless steel (durability: 50000 test cycle)
4. Oblique tongue (precision casting): SS304 stainless steel (durability: 200000 test cycle, 120N side pressure)
5. Panel: SS304, size 235\*22\*3mm, thickness 3mm
6. Dial (fine casting): SS304 Hole size: 8 \* 8mm
7. Surface treatment: AB/AC/PB/PSS/SB/SSS
8. The performance meets the European standard EN12209, and the size conforms to the European standard Dn18251.
9. Lock core hole: European standard 33.5\*16.9mm

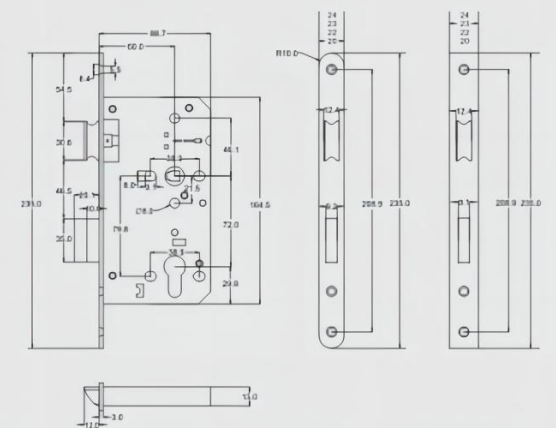
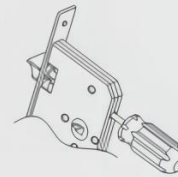
说明: 该产品为双舌精铸斜舌; 适用于转动门锁, 如木门、钢门等;  
采用标准欧式霸王锁头; 斜舌具有换向功能。

### 换向示意图 Reversing Diagram



说明: 该产品为双舌精铸斜舌; 适用于转动门锁, 如木门、钢门等;  
采用标准欧式霸王锁头; 斜舌具有换向功能。

### 换向示意图 Reversing Diagram





## Model: JZ-5072-CT

### 技术参数

- 1.中心距：72mm 边距：50mm
- 2.锁壳：联众201不锈钢（防止磁体消磁）
- 3.方舌：不锈钢包铁（耐久性60000测试周期）
- 4.面板：SS201, 尺寸180\*22\*3mm, 厚度3mm
- 5.磁铁：采用先进排磁原理，磁铁使用10年不消磁
- 6.拨座：铜方孔 孔尺寸：8\*8mm
- 7.表面处理：AB/AC/PB/PSS/SB/SSS
- 8.性能符合GB-201556-2008
- 9.锁芯孔：欧标33.5\*16.9mm

### Technical Parameters

1. Center distance: 72mm Margin: 50mm
2. Locking case: Lianzhong 201 stainless steel (to prevent magnet degaussing)
3. Square tongue: Stainless steel iron (durability 60000 test cycle)
4. Panel: SS201, size 180\*22\*3mm, thickness 3mm
5. Magnet: using advanced magnetic principle, the magnet is not demagnetized for 10 years.
6. Dial: copper square hole Hole size: 8\*8mm
7. Surface treatment: AB/AC/PB/PSS/SB/SSS
8. Performance is in line with GB-201556-2008
9. Lock core hole: European standard 33.5\*16.9mm



## Model: JZ-5572-CT

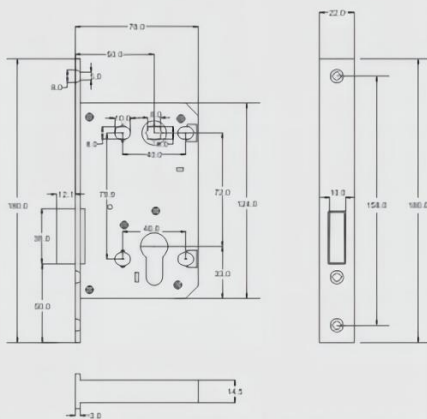
### 技术参数

- 1.中心距：72mm 边距：55mm
- 2.锁壳：联众201不锈钢（防止磁体消磁）
- 3.方舌：不锈钢包铁（耐久性60000测试周期）
- 4.面板：SS201, 尺寸235\*22\*3mm, 厚度3mm
- 5.磁铁：采用先进排磁原理，磁铁使用10年不消磁
- 6.拨座：铜方孔 孔尺寸：8\*8mm
- 7.表面处理：AB/AC/PB/PSS/SB/SSS
- 8.性能符合GB-201556-2008
- 9.锁芯孔：欧标33.5\*16.9mm

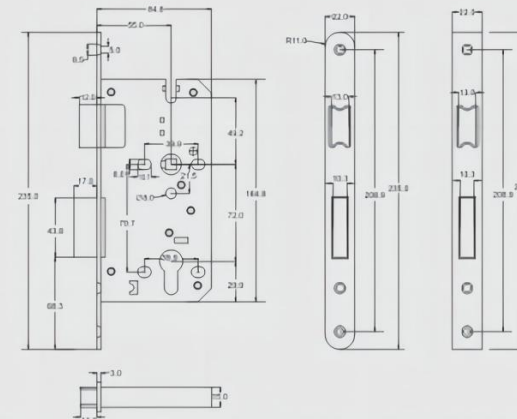
### Technical Parameters

1. Center distance: 72mm Margin: 55mm
2. Locking case: Lianzhong 201 stainless steel (to prevent magnet degaussing)
3. Square tongue: Stainless steel iron (durability 60000 test cycle)
4. Panel: SS201, size 235\*22\*3mm, thickness 3mm
5. Magnet: using advanced magnetic principle, the magnet is not demagnetized for 10 years.
6. Dial: copper square hole Hole size: 8\*8mm
7. Surface treatment: AB/AC/PB/PSS/SB/SSS
8. Performance is in line with GB-201556-2008
9. Lock core hole: European standard 33.5\*16.9mm

说明：该产品为双舌精芯锁体；适用于转动门锁，如木门、铜门等；  
采用标准欧式锁头；锁舌具有缓冲功能。



说明：该产品为双舌精芯锁体；适用于转动门锁，如木门、铜门等；  
采用标准欧式锁头；锁舌具有缓冲功能。





# Model: JZ-55-D

### 技术参数

- 1.中心距：55mm
- 2.锁壳：电解亚铂镀锌钢板SECC，材料：1.5mm
- 3.方舌（型材）：SS304不锈钢/耐久性：50000测试周期
- 4.面板：SS304，尺寸138\*24\*3mm，厚度3mm
- 5.表面处理：AB/AC/PB/PSS/SB/SSS

### Technical Parameters

- 1. Center distance: 55mm
- 2. Locking case: Electrolytic lead-lead galvanized steel sheet SECC, Material: 1.5mm
- 3. Square tongue (profile): SS304 stainless steel (durability: 50000 test cycle)
- 4. Panel: SS304, size 138\*24\*3mm, thickness 3mm
- 5. Surface treatment: AB/AC/PB/PSS/SB/SSS



# Model: JZ-6075

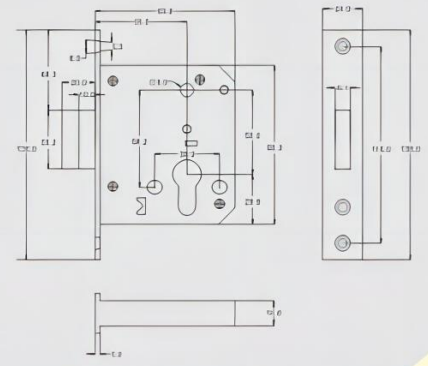
### 技术参数

- 1.中心距：75mm 边距：60mm
- 2.锁壳：宝钢1.5厚，喷漆防锈
- 3.方舌：铜（型材）
- 4.斜舌：铜防撬（减少关门阻力）
- 5.面板：SS304，185\*25\*3厚
- 6.旋钮：铁方孔 孔尺寸：8\*8mm
- 7.表面处理：AB/AC/PB/PSS/SB/SSS
- 8.性能符合GB-201556-2008
- 9.锁芯孔：防芯孔

### Technical Parameters

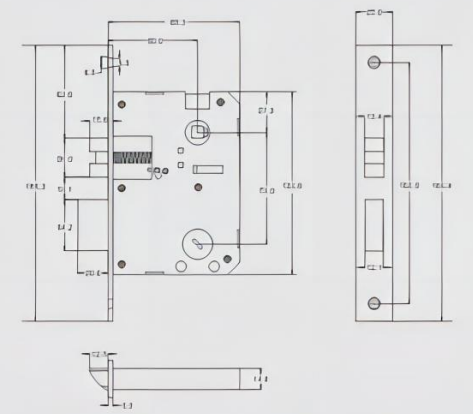
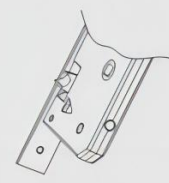
- 1. Center distance: 75mm Margin: 60mm
- 2. Locking shell: Baosteel 1.5 thick, spray paint rust
- 3. Square tongue: copper (profile)
- 4. Oblique tongue: copper anti-mite (reduces the resistance to close the door)
- 5. Panel: SS304, 185\*25\*3 thick
- 6. Dial: the iron square hole Hole size: 8\*8mm
- 7. Surface treatment: AB/AC/PB/PSS/SB/SSS
- 8. Performance is in line with GB-201556-2008
- 9. Cylinder hole: anti-core hole

说明：该产品为双芯防撬锁体，适用于手动门扇，如木门、钢门等；  
采用台湾式防撬锁头，锁舌具有倒角设计。



说明：该产品为双芯防撬锁体，适用于手动门扇，如木门、钢门等；  
采用台湾式防撬锁头，锁舌具有倒角设计。

### 换向示意图 Reversing Diagram





# Model: JZ-4585-L



### 技术参数

- 1.中心距：85mm 边距：45mm
- 2.锁壳：宝钢一级板冲压，喷漆防锈，材料：1.5mm
- 3.斜舌：锌合金
- 4.方舌：不锈钢包铁（耐久性50000测试周期）
- 5.面板：SS201，尺寸240\*22\*3mm，厚度3mm
- 6.拨座：锌合金 孔尺寸：8\*8mm
- 7.表面处理：AB/AC/PB/PSS/SB/SSS
- 8.性能符合GB-201556-2008
- 9.锁芯孔：欧标33.5\*16.9mm

### Technical Parameters

- 1. Center distance: 85mm Margin: 45mm
- 2. Locking shell: Baosteel's first-grade board stamping, painting and rust-proof, Material: 1.5mm
- 3. Oblique tongue: zinc alloy
- 4. Square tongue: Stainless steel Iron (durability 50000 test cycle)
- 5. Panel: SS201, size 240\*22\*3mm, thickness 3mm
- 6. Dial: zinc alloy Hole size: 8\*8mm
- 7. Surface treatment: AB/AC/PB/PSS/SB/SSS
- 8. Performance is in line with GB-201556-2008
- 9. Lock core hole: European standard 33.5\*16.9mm



# Model: JZ-5085-L

### 技术参数

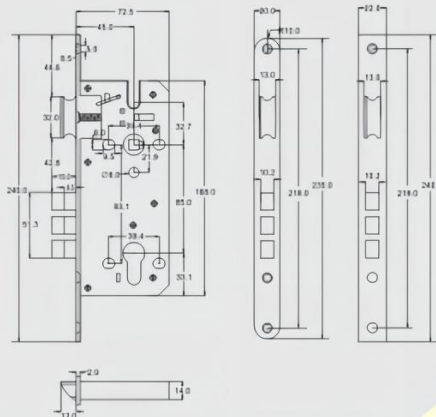
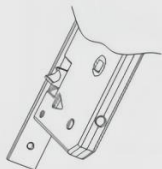
- 1.中心距：85mm 边距：50mm
- 2.锁壳：宝钢一级板冲压，喷漆防锈，材料：1.5mm
- 3.斜舌：锌合金
- 4.方舌：不锈钢包铁（耐久性50000测试周期）
- 5.面板：SS201，尺寸240\*22\*3mm，厚度3mm
- 6.拨座：锌合金 孔尺寸：8\*8mm
- 7.表面处理：AB/AC/PB/PSS/SB/SSS
- 8.性能符合GB-201556-2008
- 9.锁芯孔：欧标33.5\*16.9mm

### Technical Parameters

- 1. Center distance: 85mm Margin: 50mm
- 2. Locking shell: Baosteel's first-grade board stamping, painting and rust-proof, Material: 1.5mm
- 3. Oblique tongue: zinc alloy
- 4. Square tongue: Stainless steel Iron (durability 50000 test cycle)
- 5. Panel: SS201, size 240\*22\*3mm, thickness 3mm
- 6. Dial: zinc alloy Hole size: 8\*8mm
- 7. Surface treatment: AB/AC/PB/PSS/SB/SSS
- 8. Performance is in line with GB-201556-2008
- 9. Lock core hole: European standard 33.5\*16.9mm

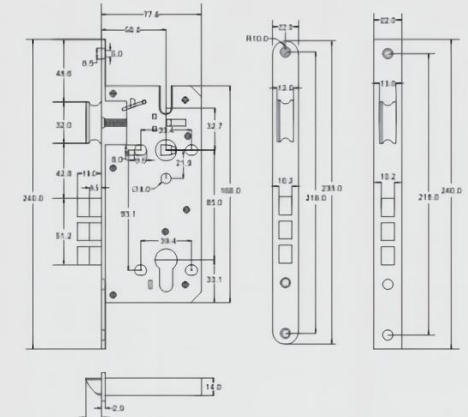
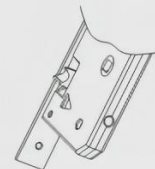
说明：该产品为双舌精芯锁体；适用于转动门锁，如木门、钢门等；  
采用标准欧式葫芦锁头；斜舌具有换向功能。

### 换向示意图 Reversing Diagram



说明：该产品为双舌精芯锁体；适用于转动门锁，如木门、钢门等；  
采用标准欧式葫芦锁头；斜舌具有换向功能。

### 换向示意图 Reversing Diagram





# Model: JZ-5572-L JZ-6072-L

### 技术参数

- 1.中心距：72mm 边距：55、60mm
- 2.锁壳：宝钢一级板冲压，喷漆防锈，材料：1.5mm
- 3.斜舌：锌合金
- 4.方舌：不锈钢包铁（耐久性50000测试周期）
- 5.面板：SS201，尺寸235\*22\*3mm，厚度3mm
- 6.拨座：锌合金 孔尺寸：8\*8mm
- 7.表面处理：AB/AC/PB/PSS/SB/SSS
- 8.性能符合GB-201556-2008
- 9.锁芯孔：欧标33.5\*16.9mm

### Technical Parameters

1. Center distance: 72mm Margin: 55, 60mm
2. Locking shell: Baosteel's first-grade board stamping, painting and rust-proof, Material: 1.5mm
3. Oblique tongue: zinc alloy
4. Square tongue: Stainless steel Iron (durability 50000 test cycle)
5. Panel: SS201, size 235\*22\*3mm, thickness 3mm
6. Dial: Zinc alloy Hole size: 8\*8mm
7. Surface treatment: AB/AC/PB/PSS/SB/SSS
8. Performance is in line with GB-201556-2008
9. Lock core hole: European standard 33.5\*16.9mm



# Model: JZ-4085-L

### 技术参数

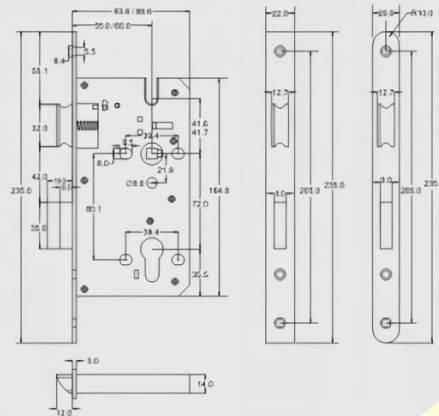
- 1.中心距：85mm 边距：40mm
- 2.锁壳：宝钢一级板冲压，喷漆防锈，材料：1.5mm
- 3.斜舌：锌合金
- 4.方舌：不锈钢包铁（耐久性50000测试周期）
- 5.面板：SS201，尺寸240\*22\*3mm，厚度3mm
- 6.拨座：锌合金 孔尺寸：8\*8mm
- 7.表面处理：AB/AC/PB/PSS/SB/SSS
- 8.性能符合GB-201556-2008
- 9.锁芯孔：欧标33.5\*16.9mm

### Technical Parameters

1. Center distance: 85mm Margin: 40mm
2. Locking shell: Baosteel's first-grade board stamping, painting and rust-proof, Material: 1.5mm
3. Oblique tongue: zinc alloy
4. Square tongue: Stainless steel Iron (durability 50000 test cycle)
5. Panel: SS201, size 240\*22\*3mm, thickness 3mm
6. Dial: zinc alloy Hole size: 8\*8mm
7. Surface treatment: AB/AC/PB/PSS/SB/SSS
8. Performance is in line with GB-201556-2008
9. Lock core hole: European standard 33.5\*16.9mm

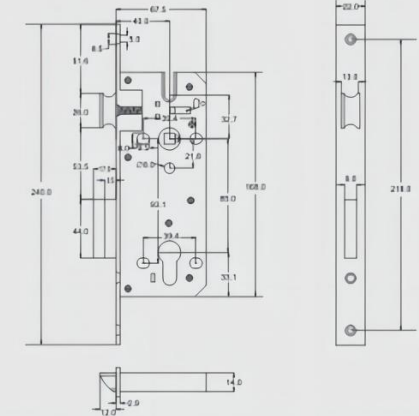
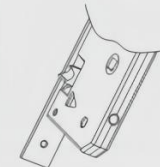
说明：该产品为双舌精芯锁体；适用于转动门锁，如木门、钢门等；  
采用标卷式前锁头；斜舌具有换向功能。

### 换向示意图 Reversing Diagram



说明：该产品为双舌精芯锁体；适用于转动门锁，如木门、钢门等；  
采用标卷式前锁头；斜舌具有换向功能。

### 换向示意图 Reversing Diagram





# Model: JZ-5058D-L

### 技术参数

- 1.中心距: 58mm 边距: 50mm
- 2.锁壳: 电解亚铅镀锌钢板SECC, 材料: 1mm
- 3.斜舌: 锌合金
- 4.方舌: 不锈钢包铁 (耐久性50000测试周期)
- 5.面板: SS201, 尺寸170\*22\*3mm, 厚度2.3mm
- 6.拨座: 锌合金 孔尺寸: 8\*8mm
- 7.表面处理: AB/AC/PB/PSS/SB/SSS
- 8.性能符合GB-201556-2008
- 9.锁芯孔: 国标29.8\*15.9mm和欧标33.5\*16.9mm

### Technical Parameters

1. Center distance: 58mm Margin: 50mm
2. Locking case: Electrolytic lead-lead galvanized steel sheet SECC. Material: 1mm
3. Oblique tongue: zinc alloy
4. Square tongue: Stainless steel Iron (durability 50000 test cycle)
5. Panel: SS201, size 170\*22\*3mm, thickness 2.3mm
6. Dial: Zinc alloy Hole size: 8\*8mm
7. Surface treatment: AB/AC/PB/PSS/SB/SSS
8. Performance is in line with GB-201556-2008
9. Lock core hole: GB 29.8\*15.9mm and European standard 33.5\*16.9mm



# Model: JZ-5072-L

### 技术参数

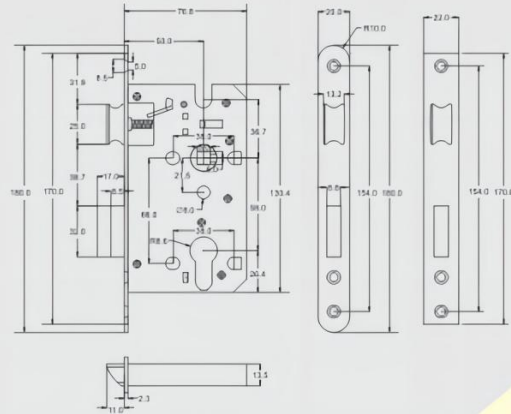
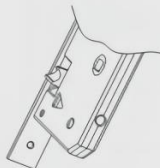
- 1.中心距: 72mm 边距: 50mm
- 2.锁壳: 宝钢一级板冲压, 喷漆防锈, 材料: 1.5mm
- 3.斜舌: 锌合金
- 4.方舌: 不锈钢包铁 (耐久性50000测试周期)
- 5.面板: SS201, 尺寸210\*22\*3mm, 厚度3mm
- 6.拨座: 锌合金 孔尺寸: 8\*8mm
- 7.表面处理: AB/AC/PB/PSS/SB/SSS
- 8.性能符合GB-201556-2008
- 9.锁芯孔: 欧标33.5\*16.9mm

### Technical Parameters

1. Center distance: 72mm Margin: 50mm
2. Locking shell: Baosteel's first-grade board stamping, painting and rust-proof. Material: 1.5mm
3. Oblique tongue: zinc alloy
4. Square tongue: Stainless steel Iron (durability 50000 test cycle)
5. Panel: SS201, size 210\*22\*3mm, thickness 3mm
6. Dial: zinc alloy Hole size: 8\*8mm
7. Surface treatment: AB/AC/PB/PSS/SB/SSS
8. Performance is in line with GB-201556-2008
9. Lock core hole: European standard 33.5\*16.9mm

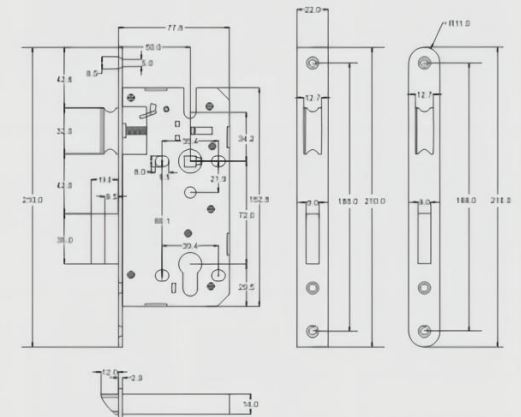
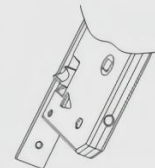
说明: 该产品为双舌精芯锁体; 适用于转动门锁, 如木门、钢门等; 采用标准欧式霸王锁头; 斜舌具有换向功能。

### 换向示意图 Reversing Diagram



说明: 该产品为双舌精芯锁体; 适用于转动门锁, 如木门、钢门等; 采用标准欧式霸王锁头; 斜舌具有换向功能。

### 换向示意图 Reversing Diagram





# Model: JZ-4558-L

### 技术参数

- 1.中心距：58mm 边距：45mm
- 2.锁壳：电解亚铂镀锌钢板SECC，材料：1mm
- 3.斜舌：锌合金
- 4.方舌：不锈钢包铁（耐久性50000测试周期）
- 5.面板：SS201，尺寸170\*22\*3mm，厚度2.3mm
- 6.拨座：锌合金 孔尺寸：8\*8mm
- 7.表面处理：AB/AC/PB/PSS/SB/SSS
- 8.性能符合GB-201556-2008
- 9.锁芯孔：国标29.8\*15.9mm和欧标33.5\*16.9mm

### Technical Parameters

1. Center distance: 58mm Margin: 45mm
2. Locking case: Electrolytic lead-lead galvanized steel sheet SECC, Material: 1mm
3. Oblique tongue: zinc alloy
4. Square tongue: Stainless steel Iron (durability 50000 test cycle)
5. Panel: SS201, size 170\*22\*3mm, thickness 2.3mm
6. Dial: Zinc alloy Hole size: 8\*8mm
7. Surface treatment: AB/AC/PB/PSS/SB/SSS
8. Performance is in line with GB-201556-2008
9. Lock core hole: GB 29.8\*15.9mm and European standard 33.5\*16.9mm



# Model: JZ-5058-L

### 技术参数

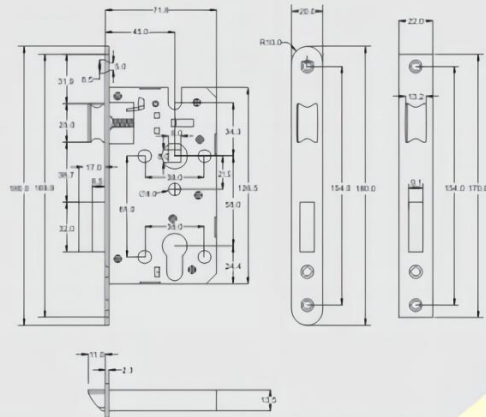
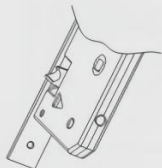
- 1.中心距：58mm 边距：50mm
- 2.锁壳：电解亚铂镀锌钢板SECC，材料：1mm
- 3.斜舌：锌合金
- 4.方舌：不锈钢包铁（耐久性50000测试周期）
- 5.面板：SS201，尺寸170\*22\*3mm，厚度2.3mm
- 6.拨座：锌合金 孔尺寸：8\*8mm
- 7.表面处理：AB/AC/PB/PSS/SB/SSS
- 8.性能符合GB-201556-2008
- 9.锁芯孔：国标29.8\*15.9mm和欧标33.5\*16.9mm

### Technical Parameters

1. Center distance: 58mm Margin: 50mm
2. Locking case: Electrolytic lead-lead galvanized steel sheet SECC, Material: 1mm
3. Oblique tongue: zinc alloy
4. Square tongue: Stainless steel Iron (durability 50000 test cycle)
5. Panel: SS201, size 170\*22\*3mm, thickness 2.3mm
6. Dial: Zinc alloy Hole size: 8\*8mm
7. Surface treatment: AB/AC/PB/PSS/SB/SSS
8. Performance is in line with GB-201556-2008
9. Lock core hole: GB 29.8\*15.9mm and European standard 33.5\*16.9mm

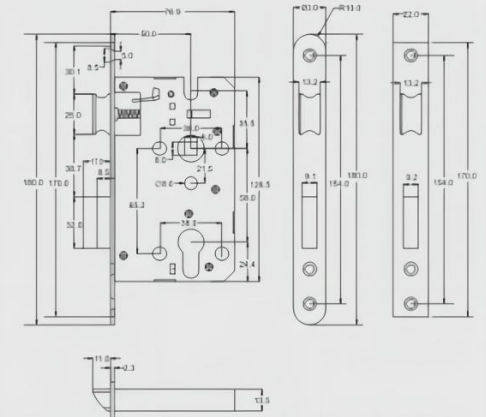
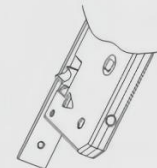
说明：该产品为双舌精芯锁体；适用于转动门锁，如木门、钢门等；  
采用标准欧式葫芦锁头；斜舌具有换向功能。

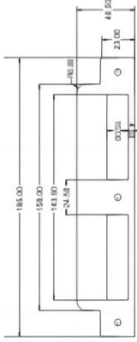
### 换向示意图 Reversing Diagram



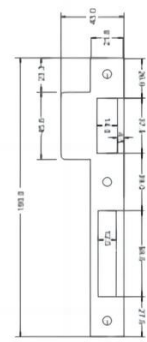
说明：该产品为双舌精芯锁体；适用于转动门锁，如木门、钢门等；  
采用标准欧式葫芦锁头；斜舌具有换向功能。

### 换向示意图 Reversing Diagram

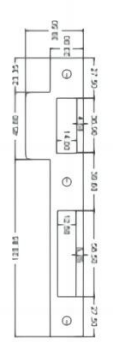




Model: JZ-85



Model: JZ-85-CK



Model: JZ-85-C



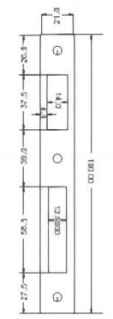
# Model: JZ-4558-X

## 技术参数

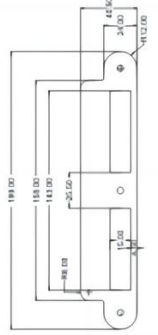
- 1.中心距：58mm 边距：45mm
- 2.锁壳：电解亚铂镀锌钢板SECC，材料：1mm
- 3.斜舌：锌合金
- 4.方舌：不锈钢包铁（耐久性50000测试周期）
- 5.面板：SS201，尺寸170\*22\*3mm，厚度2.3mm
- 6.拨座：锌合金 孔尺寸：8\*8mm
- 7.表面处理：AB/AC/PB/PSS/SB/SSS
- 8.性能符合GB-201556-2008
- 9.锁芯孔：国标29.8\*15.9mm和欧标33.5\*16.9mm

## Technical Parameters

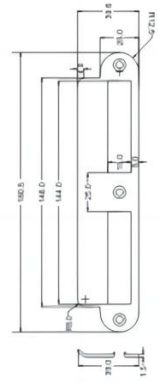
1. Center distance: 58mm Margin: 45mm
2. Locking case: Electrolytic lead-lead galvanized steel sheet SECC, Material: 1mm
3. Oblique tongue: zinc alloy
4. Square tongue: Stainless steel iron (durability 50000 test cycle)
5. Panel: SS201, size 170\*22\*3mm, thickness 2.3mm
6. Dial: Zinc alloy Hole size: 8\*8mm
7. Surface treatment: AB/AC/PB/PSS/SB/SSS
8. Performance is in line with GB-201556-2008
9. Lock core hole: GB 29.8\*15.9mm and European standard 33.5\*16.9mm



Model: JZ-85-T



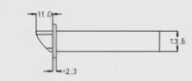
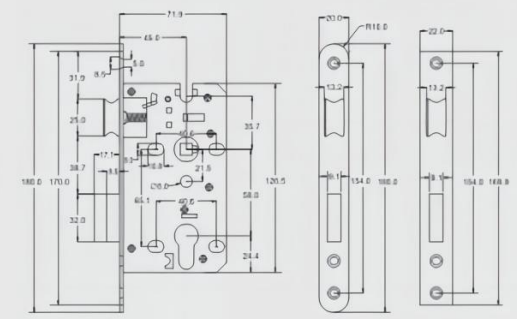
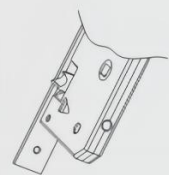
Model: JZ-85-Y



Model: JZ-72-Y

说明：该产品为双舌锁芯锁体；适用于联动门钢，如木门、钢门等；  
采用标准欧式霸王锁头；斜舌具有缓冲功能。

## 换向示意图 Reversing Diagram









# Model: JZ-4550-J



### 技术参数

- 1.中心距: 50mm 边距: 45mm
- 2.锁壳: 430不锈钢板10CR17, 材料厚度1mm
- 3.斜舌: 锌合金
- 4.方舌: 不锈钢包铁
- 5.面板: SS201, 尺寸160\*22\*3mm,厚度3mm
- 6.静音塑料套: 采用美国进口聚甲醛 (POM), 尺寸稳定, 耐磨, 刚性好
- 7.拨座: 锌合金 孔尺寸: 8\*8mm
- 8.表面处理: AB/AC/PB/PSS/SB/SSS
- 9.性能符合GB-201556-2008
- 10.锁芯孔: 国标29.8\*15.9mm

### Technical Parameters

1. Center distance: 50mm Margin: 45mm
2. Locking case: 430 stainless steel plate 10CR17, Material thickness 1mm
3. Oblique tongue: zinc alloy
4. Square tongue: Stainless steel Iron
5. Panel: SS201, size 160\*22\*3mm, thickness 3mm
6. Silent plastic sleeve: It adopts US imported polyoxymethylene (POM), which is stable in size, wear-resistant and rigid.
7. Dial: zinc alloy Hole size: 8\*8mm
8. Surface treatment: AB/AC/PB/PSS/SB/SSS
9. Performance is in line with GB-201556-2008
10. Lock core hole: GB 29.8\*15.9mm



# Model: JZ-5050-J

### 技术参数

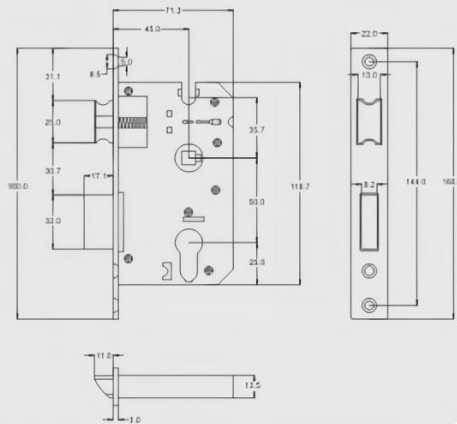
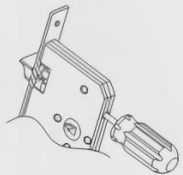
- 1.中心距: 50mm 边距: 50mm
- 2.锁壳: 430不锈钢板10CR17, 材料厚度1mm
- 3.斜舌: 锌合金
- 4.方舌: 不锈钢包铁
- 5.面板: SS201, 尺寸160\*22\*3mm,厚度3mm
- 6.静音塑料套: 采用美国进口聚甲醛 (POM), 尺寸稳定, 耐磨, 刚性好
- 7.拨座: 锌合金 孔尺寸: 8\*8
- 8.表面处理: AB/AC/PB/PSS/SB/SSS
- 9.性能符合GB-201556-2008
- 10.锁芯孔: 国标29.8\*15.9mm

### Technical Parameters

1. Center distance: 50mm Margin: 50mm
2. Locking case: 430 stainless steel plate 10CR17, Material thickness 1mm
3. Oblique tongue: zinc alloy
4. Square tongue: Stainless steel Iron
5. Panel: SS201, size 160\*22\*3mm, thickness 3mm
6. Silent plastic sleeve: It adopts US imported polyoxymethylene (POM), which is stable in size, wear-resistant and rigid.
7. Dial: zinc alloy Hole size: 8\*8mm
8. Surface treatment: AB/AC/PB/PSS/SB/SSS
9. Performance is in line with GB-201556-2008
10. Lock core hole: GB 29.8\*15.9mm

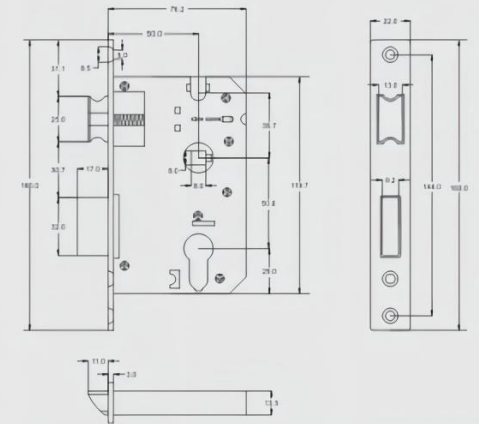
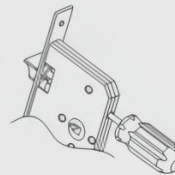
说明: 该产品为双舌精芯锁体; 适用于转动门锁, 如木门、钢门等;  
采用标准欧式锁芯锁头; 斜舌具有换向功能。

### 换向示意图 Reversing Diagram



说明: 该产品为双舌精芯锁体; 适用于转动门锁, 如木门、钢门等;  
采用标准欧式锁芯锁头; 斜舌具有换向功能。

### 换向示意图 Reversing Diagram



# Model: JZ-4558-J



### 技术参数

- 1.中心距: 58mm 边距: 45mm
- 2.锁壳: 430不锈钢板10CR17, 材料厚度1mm
- 3.斜舌: 锌合金
- 4.方舌: 不锈钢包铁
- 5.面板: SS201, 尺寸170\*22\*3mm,厚度3mm
- 6.静音塑料套: 采用美国进口聚甲醛 (POM), 尺寸稳定, 耐磨, 刚性好
- 7.拨座锌合金: 孔尺寸: 8\*8mm
- 8.表面处理: AB/AC/PB/PSS/SB/SSS
- 9.性能符合GB-201556-2008
- 10.锁芯孔: 国标29.8\*15.9mm

### Technical Parameters

1. Center distance: 58mm Margin: 45mm
2. Locking case: 430 stainless steel plate 10CR17, Material thickness 1mm
3. Oblique tongue: zinc alloy
4. Square tongue: Stainless steel Iron
5. Panel: SS201, size 170\*22\*3mm, thickness 3mm
6. Silent plastic sleeve: It adopts US imported polyoxymethylene (POM), which is stable in size, wear-resistant and rigid.
7. Dial: zinc alloy Hole size: 8\*8mm
8. Surface treatment: AB/AC/PB/PSS/SB/SSS
9. Performance is in line with GB-201556-2008
10. Lock core hole: GB 29.8\*15.9mm



# Model: JZ-5058-J

### 技术参数

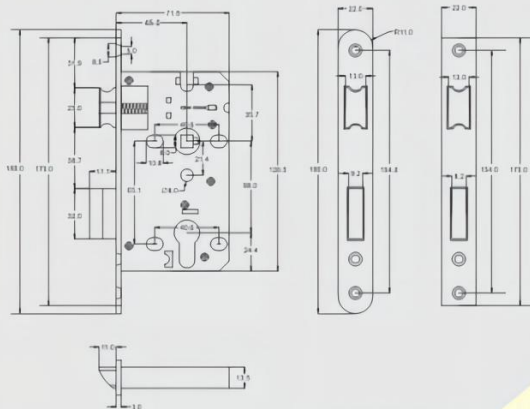
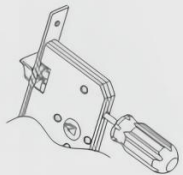
- 1.中心距: 58mm 边距: 50mm
- 2.锁壳: 430不锈钢板10CR17, 材料厚度1mm
- 3.斜舌: 锌合金
- 4.方舌: 不锈钢包铁
- 5.面板: SS201, 尺寸170\*22\*3mm,厚度3mm
- 6.静音塑料套: 采用美国进口聚甲醛 (POM), 尺寸稳定, 耐磨, 刚性好
- 7.拨座锌合金: 孔尺寸: 8\*8
- 8.表面处理: AB/AC/PB/PSS/SB/SSS
- 9.性能符合GB-201556-2008
- 10.锁芯孔: 国标29.8\*15.9mm和欧标33.5\*16.9mm

### Technical Parameters

1. Center distance: 58mm Margin: 50mm
2. Locking case: 430 stainless steel plate 10CR17, Material thickness 1mm
3. Oblique tongue: zinc alloy
4. Square tongue: Stainless steel Iron
5. Panel: SS201, size 170\*22\*3mm, thickness 3mm
6. Silent plastic sleeve: It adopts US imported polyoxymethylene (POM), which is stable in size, wear-resistant and rigid.
7. Dial: zinc alloy Hole size: 8\*8mm
8. Surface treatment: AB/AC/PB/PSS/SB/SSS
9. Performance is in line with GB-201556-2008
10. Lock core hole: GB 29.8\*15.9mm and European standard 33.5\*16.9mm

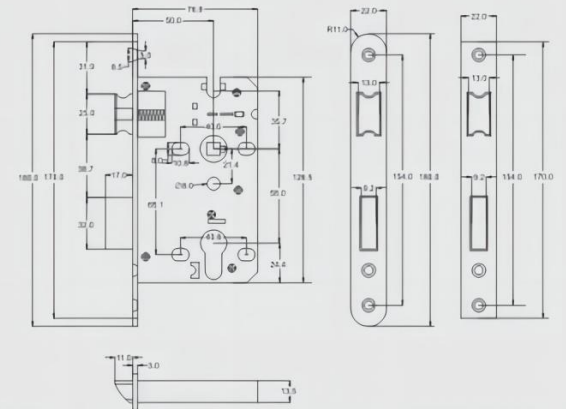
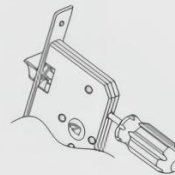
说明: 该产品为双舌精芯锁体; 适用于转动门锁, 如木门、铜门等; 采用标准欧式霸王锁头; 斜舌具有反向功能。

### 换向示意图 Reversing Diagram



说明: 该产品为双舌精芯锁体; 适用于转动门锁, 如木门、铜门等; 采用标准欧式霸王锁头; 斜舌具有反向功能。

### 换向示意图 Reversing Diagram





## Model: JZ-5572-J

### 技术参数

- 1.中心距: 72mm 边距: 55mm
- 2.锁壳: 430不锈钢板10CR17, 材料厚度1.5mm
- 3.斜舌: 锌合金
- 4.方舌: 不锈钢包铁
- 5.面板: SS201, 尺寸235\*22\*3mm, 厚度3mm
- 6.静音塑料套: 采用美国进口聚甲醛(POM), 尺寸稳定, 耐磨, 刚性好
- 7.拨座锌合金: 孔尺寸: 8\*8mm
- 8.表面处理: AB/AC/PB/PSS/SB/SSS
- 9.性能符合GB-201556-2008
- 10.锁芯孔: 欧标33.5\*16.9mm

### Technical Parameters

1. Center distance: 72mm Margin: 55mm
2. Locking case: 430 stainless steel plate 10CR17, Material thickness 1.5mm
3. Oblique tongue: zinc alloy
4. Square tongue: Stainless steel iron
5. Panel: SS201, size 235\*22\*3mm, thickness 3mm
6. Silent plastic sleeve: It adopts US imported polyoxymethylene (POM), which is stable in size, wear-resistant and rigid.
7. Dial: zinc alloy Hole size: 8\*8mm
8. Surface treatment: AB/AC/PB/PSS/SB/SSS
9. Performance meets GB-201556-2008
10. Lock core hole: European standard 33.5\*16.9mm



## Model: JZ-5085-J JZ-6085-J

### 技术参数

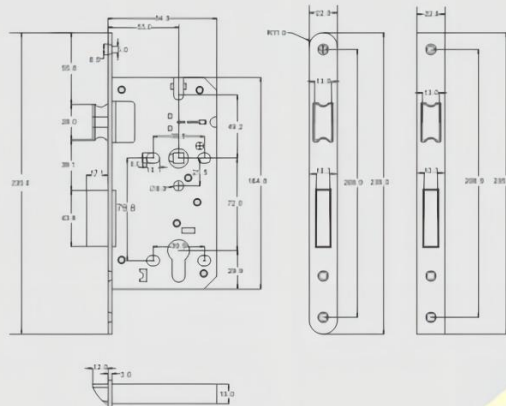
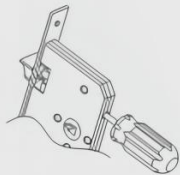
- 1.中心距: 85mm 边距: 50、60mm
- 2.锁壳: 430不锈钢板10CR17, 材料厚度1.5mm
- 3.斜舌: 锌合金
- 4.方舌: 不锈钢包铁
- 5.面板: SS201, 尺寸235\*22\*3mm, 厚度3mm
- 6.静音塑料套: 采用美国进口聚甲醛(POM), 尺寸稳定, 耐磨, 刚性好
- 7.拨座锌合金: 孔尺寸: 8\*8mm
- 8.表面处理: AB/AC/PB/PSS/SB/SSS
- 9.性能符合GB-201556-2008
- 10.锁芯孔: 欧标33.5\*16.9mm

### Technical Parameters

1. Center distance: 85mm Margin: 50, 60mm
2. Locking case: 430 stainless steel plate 10CR17, Material thickness 1.5mm
3. Oblique tongue: zinc alloy
4. Square tongue: Stainless steel iron
5. Panel: SS201, size 235\*22\*3mm, thickness 3mm
6. Silent plastic sleeve: It adopts US imported polyoxymethylene (POM), which is stable in size, wear-resistant and rigid.
7. Dial: zinc alloy Hole size: 8\*8mm
8. Surface treatment: AB/AC/PB/PSS/SB/SSS
9. Performance meets GB-201556-2008
10. Lock core hole: European standard 33.5\*16.9mm

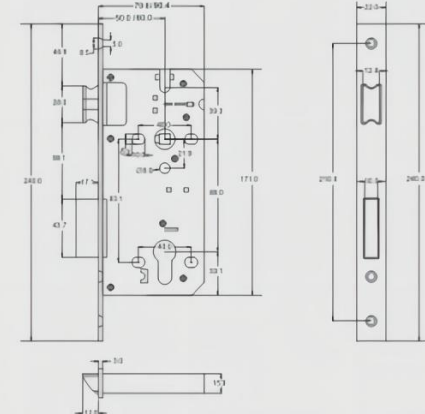
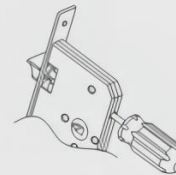
说明: 该产品为双舌静音锁体; 适用于转动门锁, 如木门、钢门等;  
采用标程款式前锁头; 斜舌具有换向功能。

### 换向示意图 Reversing Diagram



说明: 该产品为双舌静音锁体; 适用于转动门锁, 如木门、钢门等;  
采用标程款式前锁头; 斜舌具有换向功能。

### 换向示意图 Reversing Diagram





# Model: JZ-6085-L

### 技术参数

- 1.中心距：85mm 边距：60mm
- 2.锁壳：宝钢一级板冲压，喷漆防锈，材料：1.5mm
- 3.斜舌：锌合金
- 4.方舌：不锈钢包铁（耐久性50000测试周期）
- 5.面板：SS201，尺寸240\*22\*3mm，厚度3mm
- 6.拨座：锌合金 孔尺寸：8\*8mm
- 7.表面处理：AB/AC/PB/PSS/SB/SSS
- 8.性能符合GB-201556-2008
- 9.锁芯孔：欧标33.5\*16.9mm

### Technical Parameters

1. Center distance: 85mm Margin: 60mm
2. Locking shell: Baosteel's first-grade board stamping, painting and rust-proof, Material: 1.5mm
3. Oblique tongue: zinc alloy
4. Square tongue: Stainless steel Iron (durability 50000 test cycle)
5. Panel: SS201, size 240\*22\*3mm, thickness 3mm
6. Dial: zinc alloy Hole size: 8\*8mm
7. Surface treatment: AB/AC/PB/PSS/SB/SSS
8. Performance is in line with GB-201556-2008
9. Lock core hole: European standard 33.5\*16.9mm



# Model: JZ-5055-DZ

### 技术参数

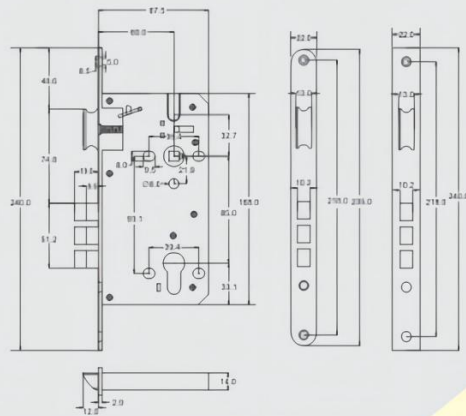
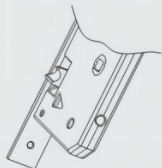
- 1.中心距：50mm 边距：55mm
- 2.锁壳：电解亚铂镀锌钢板SECC，材料：1.5mm
- 3.斜舌：锌合金
- 4.方舌：不锈钢包铁
- 5.面板：SS201，尺寸170\*22\*3mm，厚度3mm
- 6.静音塑料套：采用美国进口聚甲醛（POM），尺寸稳定，耐磨，刚性好
- 7.内置电机：进口电机，可30万次开启无故障
- 8.表面处理：AB/AC/PB/PSS/SB/SSS
- 9.性能符合GB-201556-2008
- 10.锁芯孔：假插芯

### Technical Parameters

1. Center distance: 50mm Margin: 55mm
2. Locking case: Electrolytic lead-lead galvanized steel sheet SECC, Material: 1.5mm
3. Oblique tongue: zinc alloy
4. Square tongue: Stainless steel Iron
5. Panel: SS201, size 170\*22\*3mm, thickness 3mm
6. Silent plastic sleeve: It adopts US imported polyoxymethylene (POM), which is stable in size, wear-resistant and rigid.
7. Built-in motor: imported motor, can be opened without failure for 300,000 times
8. Surface treatment: AB/AC/PB/PSS/SB/SSS
9. Performance is in line with GB-201556-2008
10. Cylinder hole: false ferrule

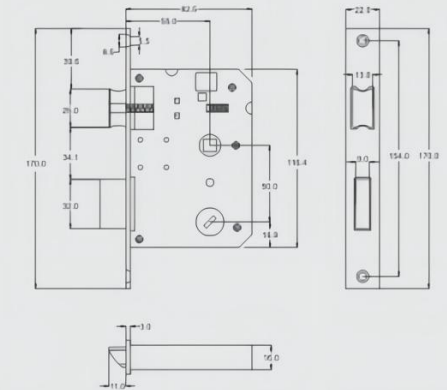
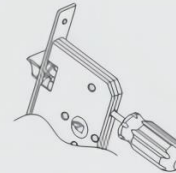
说明：该产品为双舌静音锁体；适用于转动门锁，如木门、钢门等；  
采用标准欧式霸王锁头；斜舌具有换向功能。

### 换向示意图 Reversing Diagram



说明：该产品为双舌静音锁体；适用于转动门锁，如木门、钢门等；  
采用标准欧式霸王锁头；斜舌具有换向功能。

### 换向示意图 Reversing Diagram





# Model: JZ-55-Z

## 技术参数

- 1.中心距：55mm
- 2.锁壳：电解亚铂镀锌钢板SECC，材料：1.5mm
- 3.方舌（型材）：SS304不锈钢(耐久性：50000测试周期)
- 4.面板：SS304,尺寸138\*24\*3mm，厚度3mm
- 5.表面处理：AB/AC/PB/PSS/SB/SSS

## Technical Parameters

1. Center distance: 55mm
2. Locking case: Electrolytic lead-lead galvanized steel sheet SECC, Material: 1.5mm
3. Square tongue (profile): SS304 stainless steel (durability: 50000 test cycle)
4. Panel: SS304, size 138\*24\*3mm, thickness 3mm
5. Surface treatment: AB/AC/PB/PSS/SB/SSS



# Model: JZ-55-L

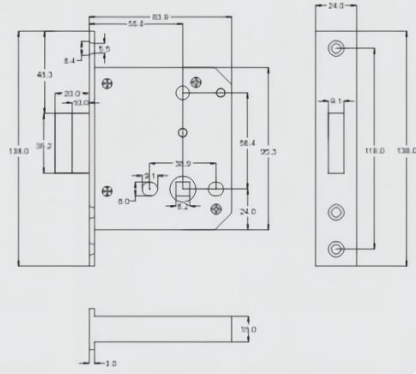
## 技术参数

- 1.中心距：55mm
- 2.锁壳：电解亚铂镀锌钢板SECC，材料：1.5mm
- 3.斜舌（精铸）：SS304不锈钢(耐久性：200000测试周期，120N侧压力)
- 4.面板：SS304,尺寸138\*24\*3mm，厚度3mm
- 5.表面处理：AB/AC/PB/PSS/SB/SSS

## Technical Parameters

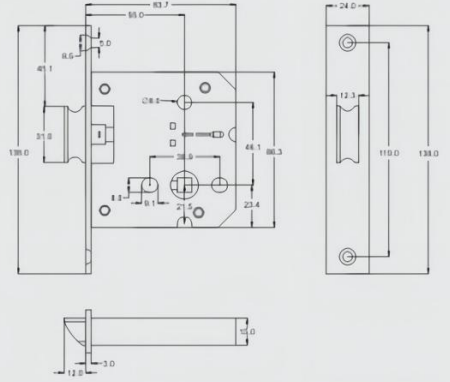
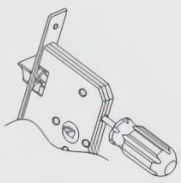
1. Center distance: 55mm
2. Locking case: Electrolytic lead-lead galvanized steel sheet SECC, Material: 1.5mm
3. Oblique tongue (precision): SS304 stainless steel (durability: 200000 test cycle, 120N side pressure)
4. Panel: SS304, size 138\*24\*3mm, thickness 3mm
5. Surface treatment: AB/AC/PB/PSS/SB/SSS

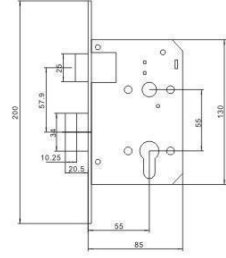

说明：该产品为双舌精芯锁体；适用于转动门锁，如木门、钢门等；  
采用标准卷式葫芦锁头；斜舌具有换向功能。



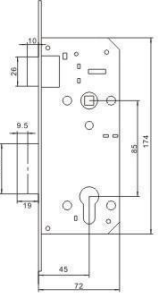
说明：该产品为双舌精芯锁体；适用于转动门锁，如木门、钢门等；  
采用标准卷式葫芦锁头；斜舌具有换向功能。

### 换向示意图 Reversing Diagram

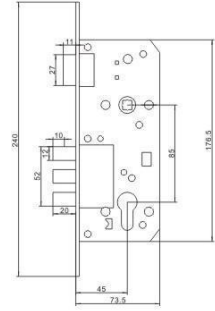




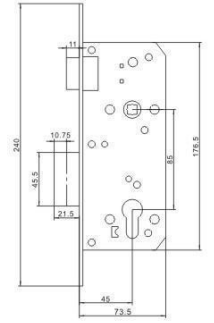
TY-5555



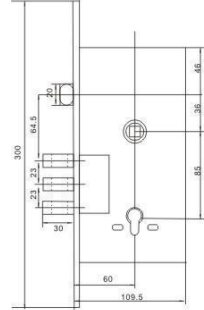
TY-9045J



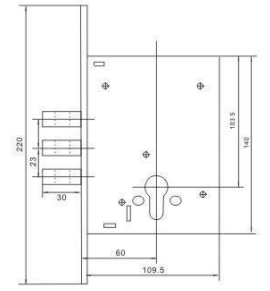
TY-9045-3M



TY-9045A



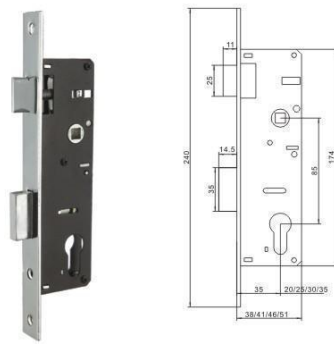
TY-252R



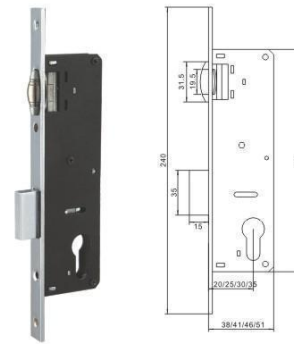
TY-257



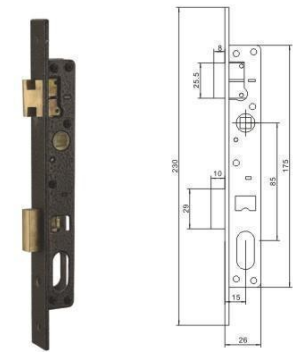
TY-155U-20/25/30/35



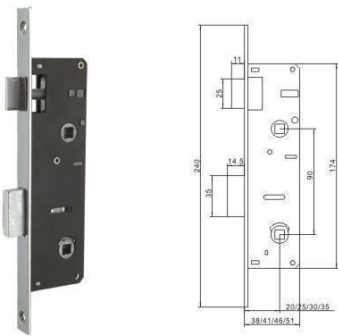
TY-153UL-20/25/30/35



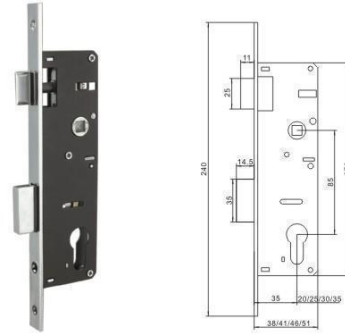
TY-155P-20/25/30/35



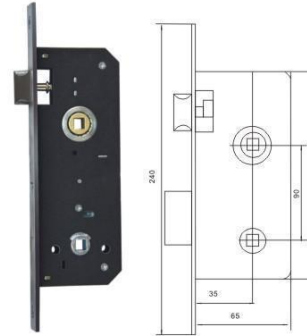
TY-8515



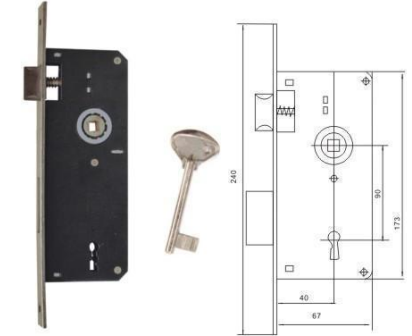
TY-269PLWC-20/35/30/35



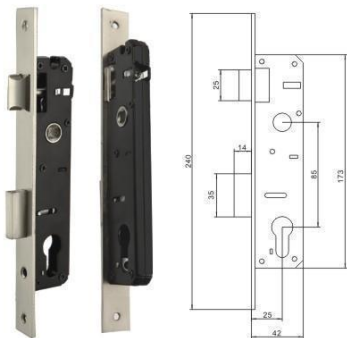
TY-153PC-20/25/30/35



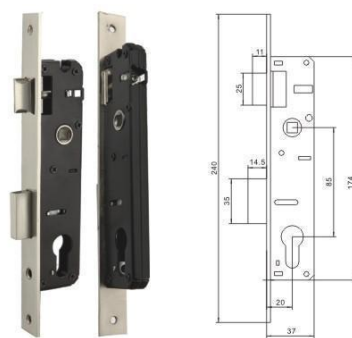
TY-7240BB



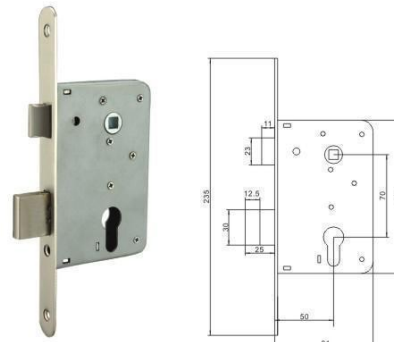
TY-7240BK




TY-153UF-25



TY-153UF-20

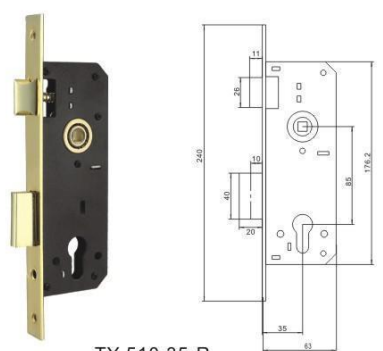


TY-7050



TY-5745

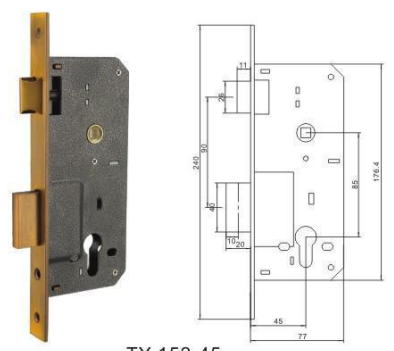




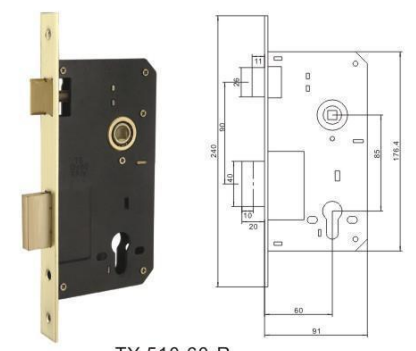
TY-510.35-R



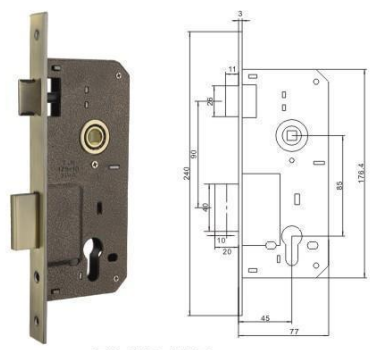
TY-510.40-R



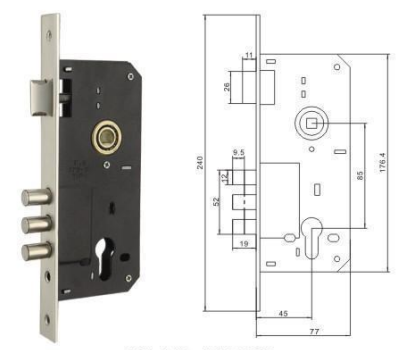
TY-152-45



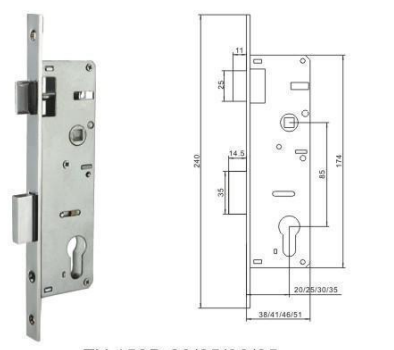
TY-510.60-R



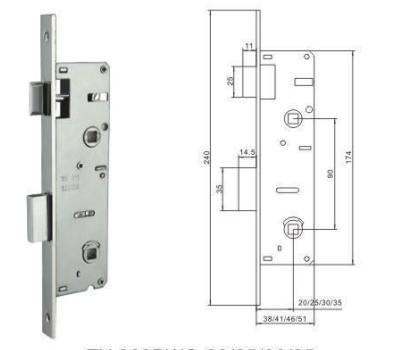
TY-510.45-R



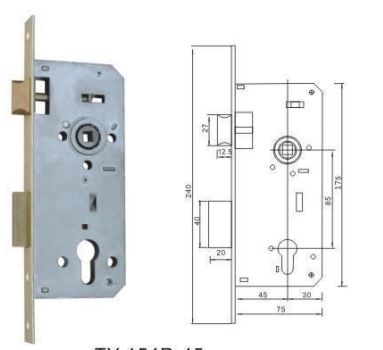
TY-510.45-R3M



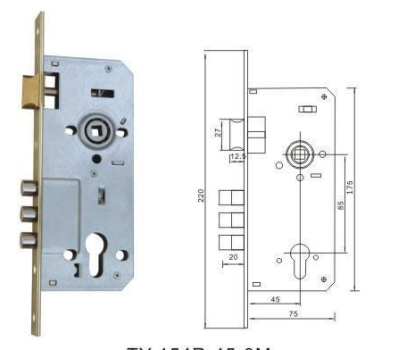
TY-153P-20/25/30/35



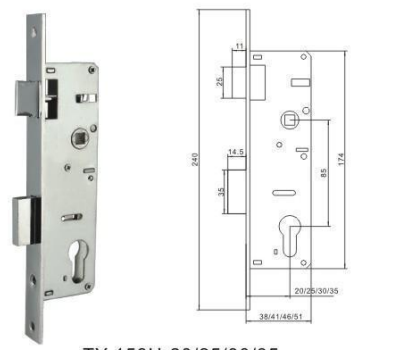
TY-269PWC-20/25/30/35



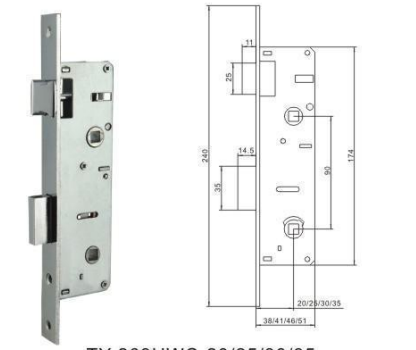
TY-154R-45




TY-154R-45-3M



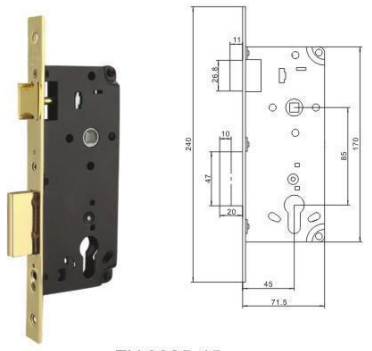
TY-153U-20/25/30/35



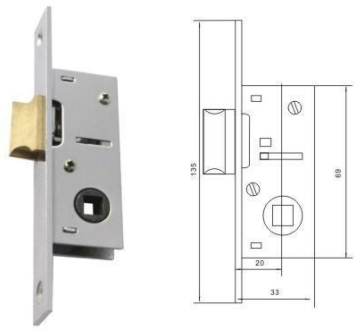
TY-269UWC-20/25/30/35



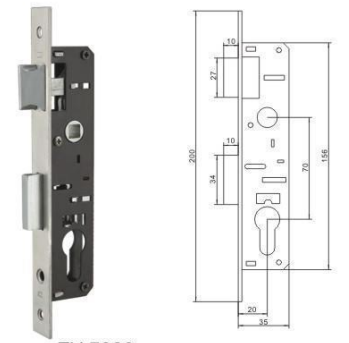
TY-5757



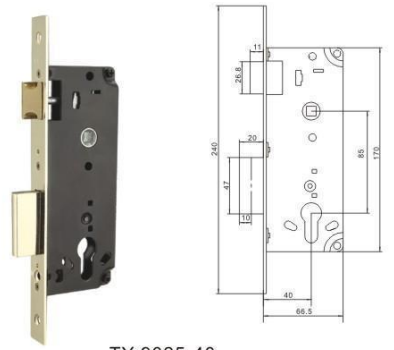
TY-9025-45



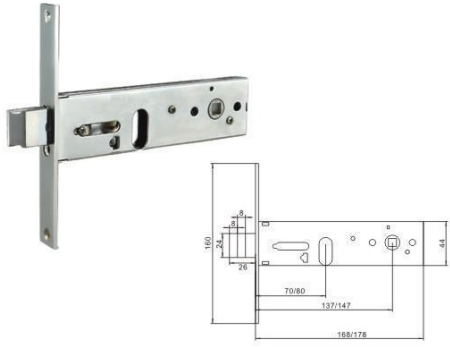
TY-118C



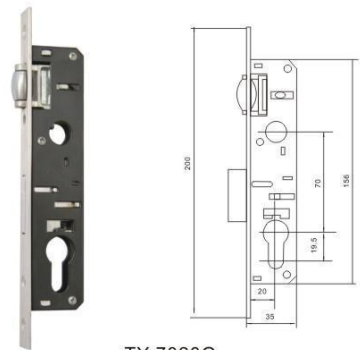
TY-7020



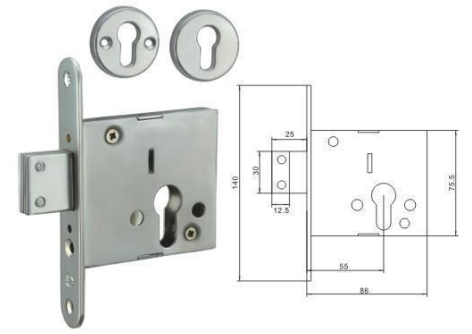
TY-9025-40



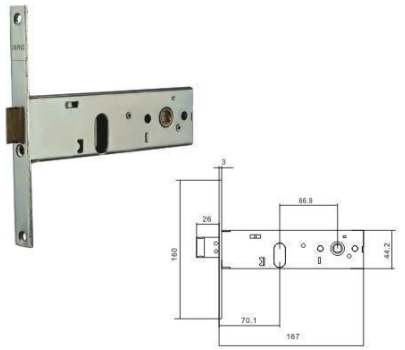
TY-3070



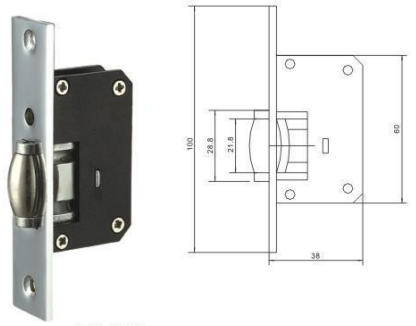
TY-7020G



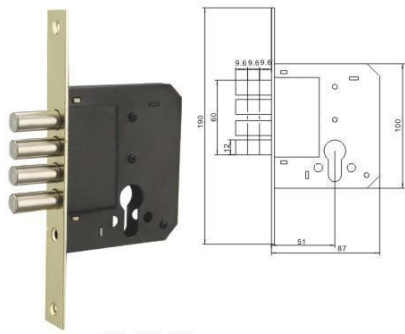
TY-8100



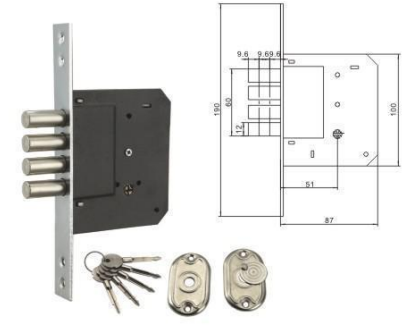
TY-3070X



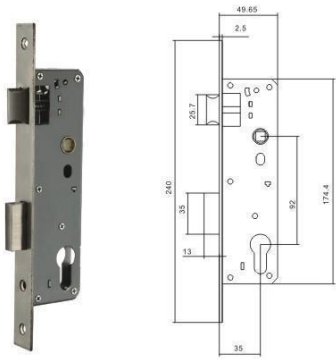
TY-200



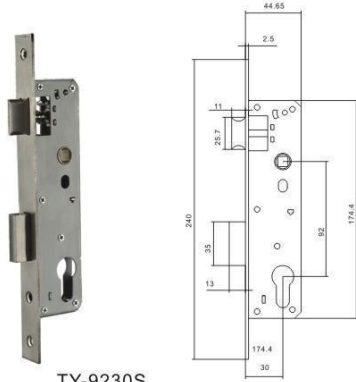
TY-189-4M



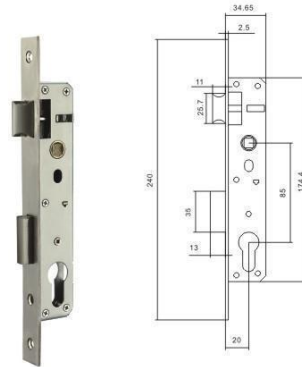
TY-189-4MF



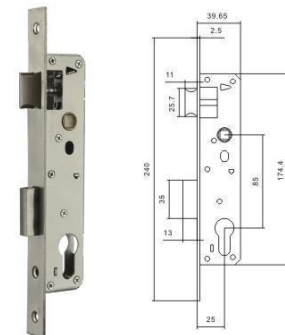
TY-9235S



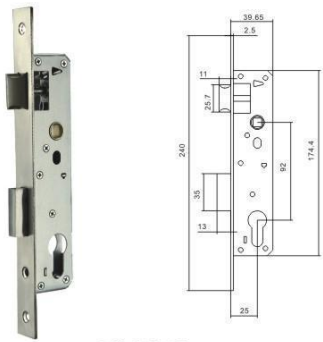
TY-9230S



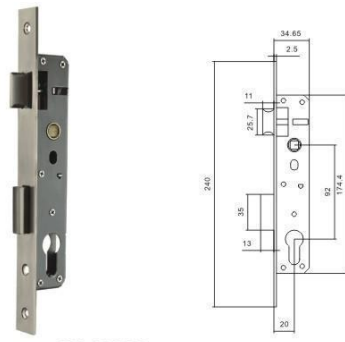
TY-8520S



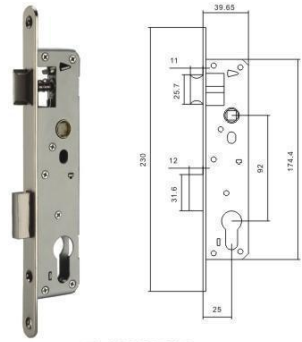
TY-8525S



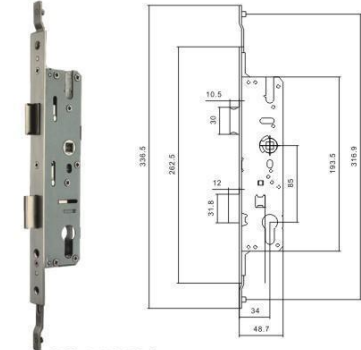
TY-9225S



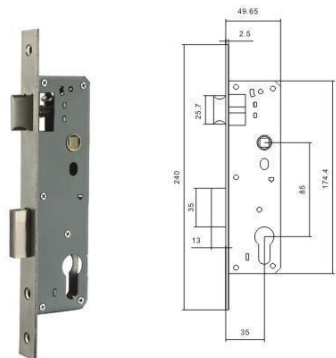
TY-9220S



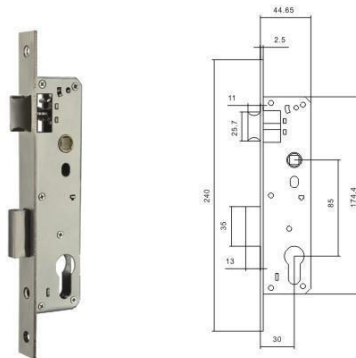
TY-8525SY



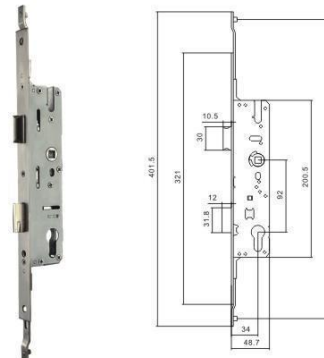
TY-DD8534



TY-8535S



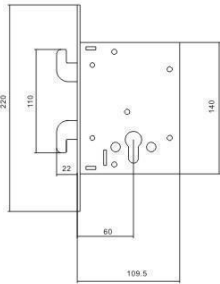
TY-8530S



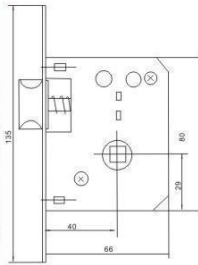
TY-DD9234



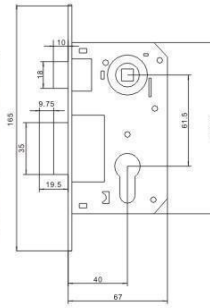
TY-267



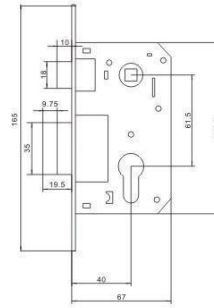
TY-753WC



TY-9036B



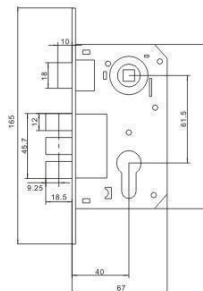
TY-9036



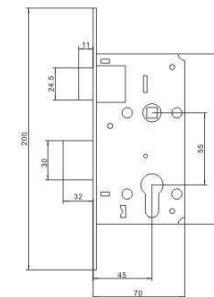
TY-5555H-S



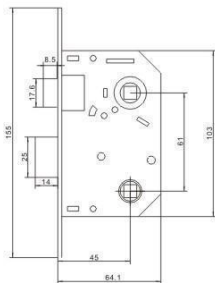
TY-9036B-3R



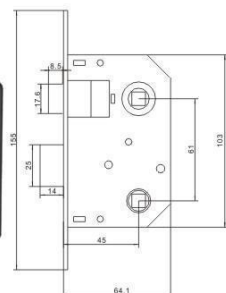
TY-968-45



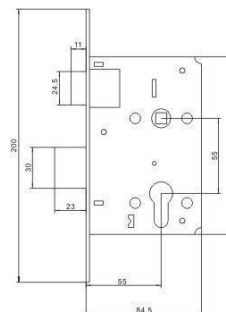
TY-1251



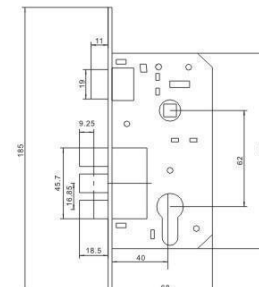
TY-751/752

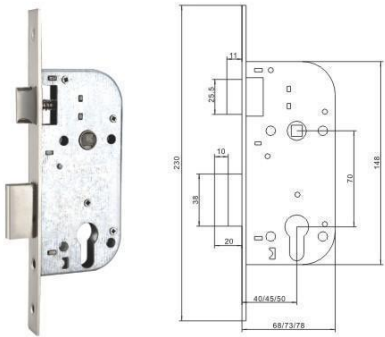


TY-968-55

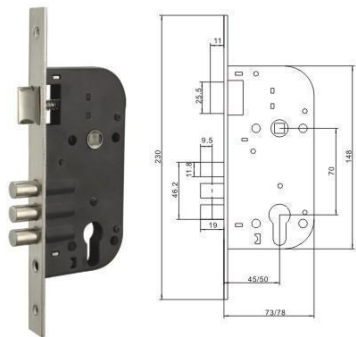


TY-6240-3M

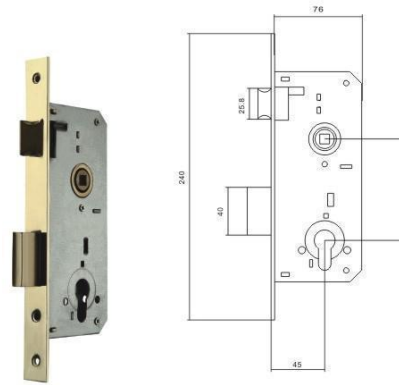




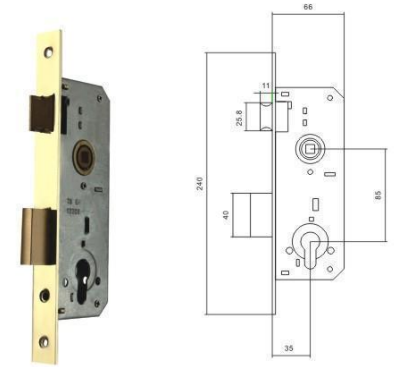
TY-7025-40/45/50



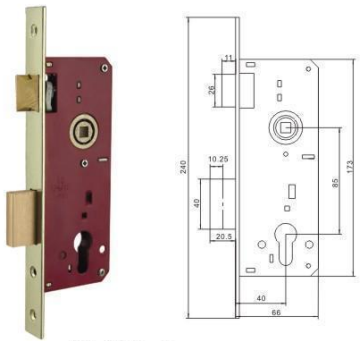
TY-7025-45/50-3R



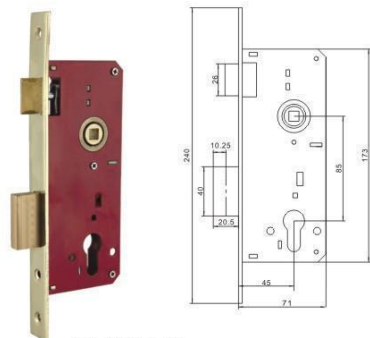
TY-150-45R



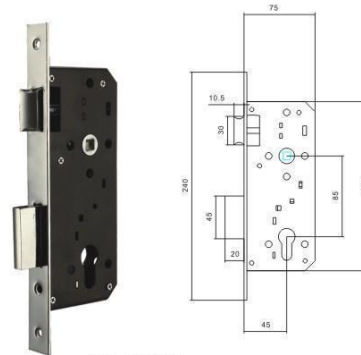
TY-150-35R



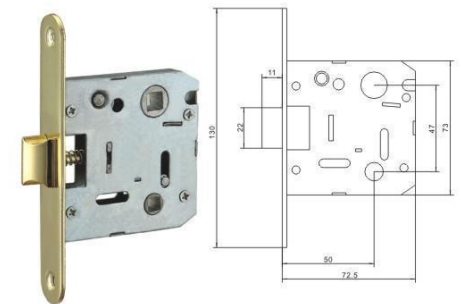
TY-152R-40



TY-152R-45



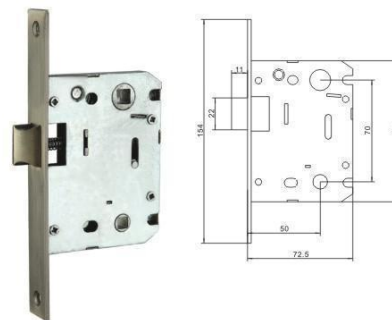
TY-8545Z




TY-5047D



TY-150-40H



TY-7050D



TY-L45